

RETAIL MARKET AT A GLANCE

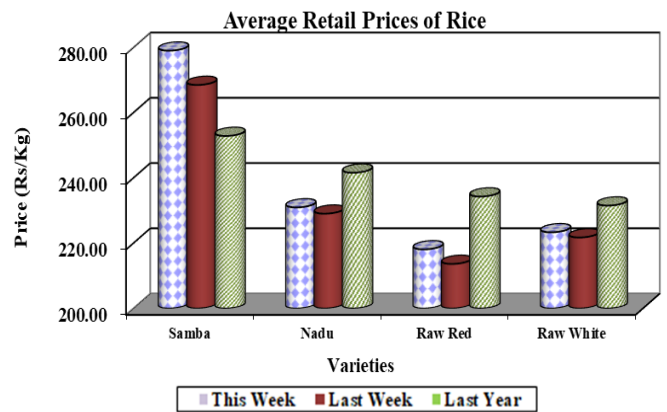
Summary

Paddy/ Rice



Prices of all types of rice varieties have increased. The highest price increase of Rs.11.00/kg was recorded for samba grade 1. Compared to the same period of the last year, the highest price increase was reported for imported samba as 32%. Farmgate price of paddy for all types of varieties in most of the major producing areas has increased, with the highest (Rs. 10.00/kg) reported for short gran (samba) in Dehiattakandiya. Further, a price increase of Rs.6.00/kg reported in Matara district for long grain red paddy.

(Page No.01-02)

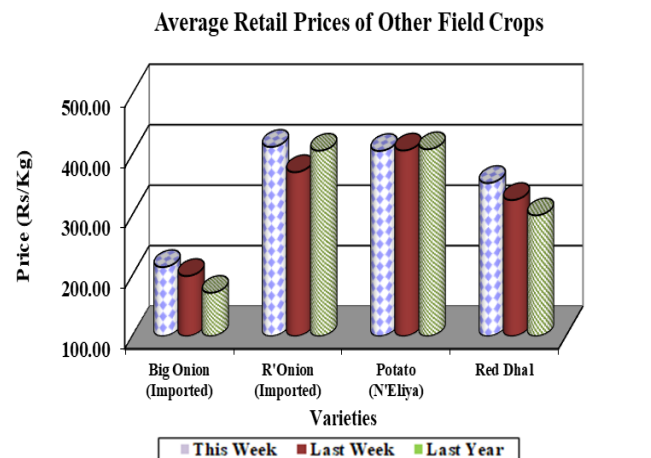


Other Field Crops



Prices of both imported big onions and red onions have increased by Rs. 15.00/kg and Rs. 42.00/kg, respectively, due to high import costs amid the global crisis. Meanwhile prices of all types of pulses have also increased with the highest reported for dhal as Rs.28.00/kg

(Page No.02-03)

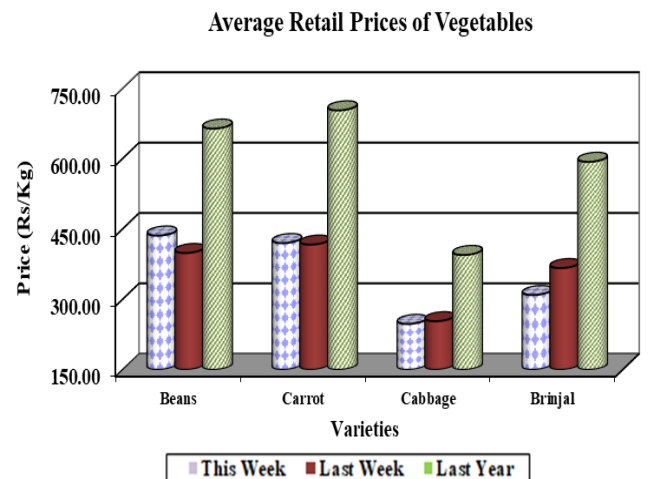


Vegetables



Retail prices of most of the vegetable varieties has increased in line with the upward wholesale price trend in the end phase of the maha harvesting season. Considering the up-country vegetables, the highest price increase was reported for beans at Rs.37.00/kg. Considering low-country vegetable varieties, the highest price increase was reported for snake gourd and luffa at Rs.34.00/kg.

(Page No.03-05)



Eggs



Price of a brown egg has increased by Rs.3.00/egg and the price range have been reported between Rs.41.00-46.00/egg. Further, price of a white egg has increased by Rs.2.00/egg, with a price range between Rs.40.00-44.00/egg.

Compared to the same period in the previous year, the retail price of both brown and white red eggs increased by around 30%.

(Page No.07-08)

Rice

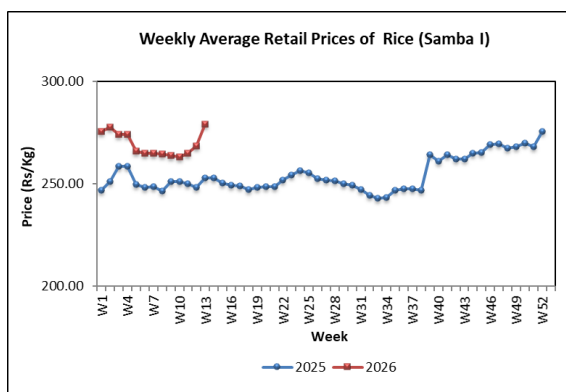
Wholesale

Price of raw white has increased by 5% due to unavailability of sufficient stocks and price ranged Rs.205.00-210.00/kg. price of all other local rice varieties have not changed significantly.

Compared to same period of last year, the highest price increase of 24% recorded for keeri samba and the highest price decrease of 10% recorded for raw red.

Retail

Prices of all types of rice varieties have increased. The highest price increased of Rs.11.00/kg was recorded for samba grade II.



Compared to the same period of the last year, the highest price increase of 32% was recorded for imported samba while the highest price decreased of 7% was recorded for raw red.

Paddy

The average farmgate prices of major paddy varieties in some major paddy-producing areas have slightly increased over the previous week. Accordingly, the price of short grain (samba) paddy ranged between Rs.125.00-140.00/kg, recording an increase of Rs.10.00/kg in the Dehiattakandiya region. The price of keeri samba paddy varied between Rs.158.00-175.00/kg in the major producing areas. The price of long grain white paddy varied between Rs.97.00-120.00/kg in major producing areas, recording an increase of Rs.6.00/kg in the Dehiattakandiya region. Additionally, the price of long grain red paddy ranged between Rs.95.00-110.00/kg, recording an increase of Rs.6.00/kg in the Matara region.

Compared to the same time period last year, the average prices of short grain paddy have risen marginally in major producing areas. The average prices of keeri samba paddy have increased significantly, while the average prices of long grain white and long grain red paddy have decreased in major producing areas.

Dried Chillies

Wholesale

The price of imported dried chillies has increased by 7% due to unavailability of

sufficient stocks and price ranged Rs.950.00-1000.00/kg.

Compared to same period of last year, current whole sale price of imported dried chili has increased by 63%.

Retail

Due to low supply of stocks at the market the price of imported dried chili has increased by Rs.93.00/kg and price ranged Rs.1100.00-1400.00/kg.

Compared to the same period of the last year, current retail price of imported dried chili has increased by 47%.

Onion

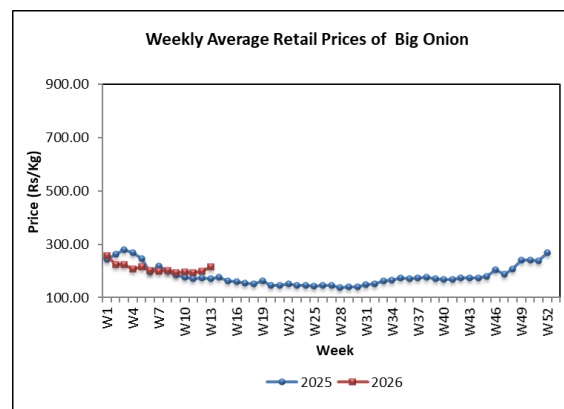
Wholesale

Price of sinnan red onion and imported red onion have increased by 6% and 2% respectively and price ranged Rs.150.00-230.00/kg and Rs.220.00-250.00/kg. Price of imported big onion have increased by 2% and price ranged Rs.145.00-160.00/kg.

Compared to same period of last year, price of imported red onion has decreased by 11% while sinan red onion and imported big onion have increased by 30% and 39% respectively.

Retail

Prices of imported red onions and imported big onions have increased of Rs.42.00/kg and Rs.15.00/kg respectively.



Compared to the same period of the last year highest price increase of 25% was recorded for imported big onions.

Potato

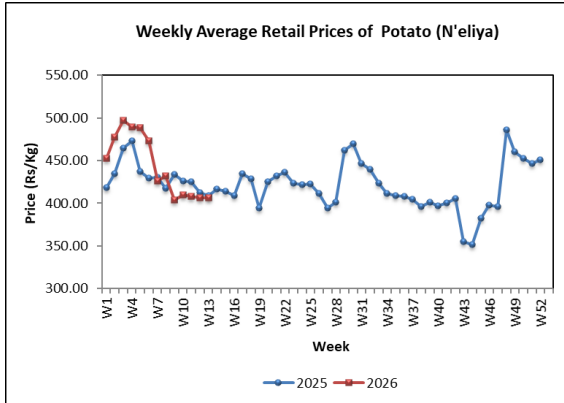
Wholesale

Prices of Welimada, Nuwara Eliya and imported potatoes have decreased in the range of 2%-11% due to availability of sufficient stocks and price ranged Rs.250.00-260.00/kg, Rs.280.00-310.00/kg and Rs.125.00-190.00/kg respectively.

Compared to same period of last year, Welimada and Nuwara Eliya potatoes have increased by 10% and 16% respectively while imported potato has decreased by 7% respectively.

Retail

Prices of all types of potato varieties have decreased. The highest price decreased of Rs.2.00/kg was recorded for imported potatoes.



Compared to the same period of the last year, highest price increase of 3% was recorded for Welimada potatoes while highest price decreased of 3% was recorded for imported potatoes.

Pulses

Wholesale

Price of red dhal has increased by 3% and price ranged Rs.300.00-330.00/kg respectively. Prices of all other pulses varieties have increased slightly.

Compared to same period of last year, the highest price increase of 48% was recorded for red cowpea.

Retail

Prices of all types of pulses varieties have increased. The highest price increased of Rs.28.00/kg was recorded for red dhal and the price ranged Rs.340.00-370.00/kg.

Compared to the same period of the last year, price of red cowpea increases by 26%.

Vegetables

Wholesale

Prices of most of the up country and low country vegetables have increased, with low supply from most of major producing areas,

Among the upcountry vegetable varieties, the highest price increase of 31% reported for beetroot, with low supply from Nuwara Eliya and Puttalam. Similarly, prices of beans have also increased by 12%, due to decrease supply from Balangoda and Welimada, while the prices of raddish have increased by 8%. However, the price of knol khol, cabbage and tomato has decreased by 6%, due to increased supply from Nuwara Eliya, Dambulla and Soorirawewa.

Considering the low-country vegetables, the highest price increase was reported for long beans as 68%, due to decreased

Weekly Food Commodities Bulletin

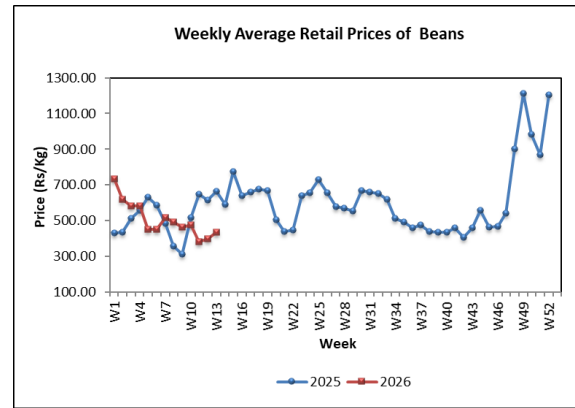
supply from Puttalam, Balangoda and Hambanthota areas.

In addition, prices of ladies finger and snake gourd have also increased by 61% and 63% respectively with decreased supply from Dambula, Kandy, Embilipitiya and Hambanthota. While the prices of luffa have also increased by 44%, with low supply from Kandy, Dambulla and Jaffna areas. Prices of cucumber and bitter gourd have increased by 19% and 17% respectively. However, the Prices of brinjals have decreased by 41%, with high supply from Embilipitiya, Balangoda, Hanguranketha, Welimada and Jaffna. Prices of pumpkin have also decreased by 31%, with increased supply mainly from Jaffna. Due to increased supply from Thalawakele, Puttalam and Jaffna, prices of green chili have decreased by 31%.

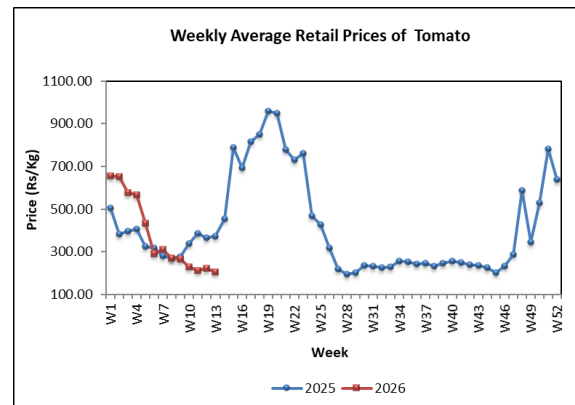
Compared to the same period of last year, the prices of most of the vegetables have decreased, with the highest price decrease of 76% reported for capsicum.

Retail

Retail prices of most of the vegetable varieties increased. Considering the up-country vegetables, the highest price increase was reported for beans at Rs. 37.00/kg, while leeks increased by Rs. 7.00/kg.



Considering low-country vegetable varieties, the highest price increase was reported for snake gourd and luffa at Rs.34.00/kg. While lime increased by Rs.112.00/kg.



Compared to the same period last year, prices of most varieties have decreased, with a notable 54% decrease reported for capsicum.

Coconut

Wholesale

Prices of both large and small coconut have increased slightly. Price ranges were Rs.155.00-165.00 for a large nut and Rs.135.00-145.00 for a small nut.

Compared to the same period of last year, the current wholesale prices of both large and small nuts have decreased by 14% and 15% respectively.

Retail

Prices of large and small nuts have increased by around Rs.1.00 per nut compared to last week. The price ranges were Rs.170.00-190.00 for a large nut and Rs.150.00-170.00 for a small nut.

Compared to the same period of last year, the current retail prices of large and small nuts have decreased by 11%.

Fruits

Wholesale

Prices of most of the fruit varieties have increased due to low supply to the market. The highest price increase of 13% was reported for king coconut. Further, prices of ambul banana and vilad mango has increased by 12% and 10% respectively due to low supply from harvesting areas. However, price of passion fruit has decreased by 22% due to high supply and low demand of consumers. Further, prices of all the sizes of pineapple have also increased in the range of 11%-18% due to sufficient stocks in the market.

Compared to the same period of last year, prices of most of the fruit varieties have increased and the highest price increase of 61% was noted for vilad mango.

Retail

In line with the increased wholesale prices, retail prices of most of the fruits have also increased. The highest price increase of Rs.178.00/kg was reported for imported grapes. Price of vilad mango and king coconut have increased by Rs.64.00/fruit and Rs.24.00/fruit respectively. Also, prices of slime apple, wood apple and kolikuttu banana increased by Rs. 8.00/fruit, Rs.7.00/fruit and Rs.6.00/kg respectively. However, the price of karthakolamban mango has decreased by Rs. 34.00/fruit.

Compared to the same period of last year, current prices of most of the fruits have increased and highest price increases was reported for papaw as 57%.

Fresh Fish

Wholesale

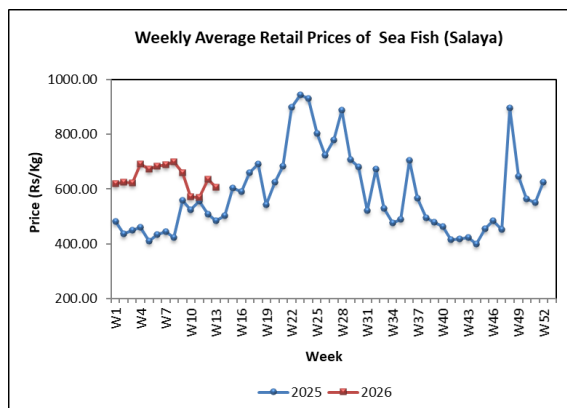
Fish wholesale prices have increased, ranging between 3% and 27%. The highest price increase of 27% was reported for thora, with a price range of Rs.2000.00-2600.00 per kilogram. The second highest

increase of 24% was recorded for prawns, with prices ranging from Rs.2350.00 to 2800.00 per kilogram. Meanwhile, the price of thalapath decreased by 6%, with a price range of Rs.1400.00-1700.00 per kilogram.

Compared to the same period last year, the wholesale prices of most fish varieties have increased, with the highest increase reported for salaya.

Retail

Retail prices of all fish species except salaya, shrimp and thalapath have increased. The highest price increase was reported for balaya at Rs.298.00/kg. While the price of thora and paraw increases by Rs.64.00/kg and Rs.39.00/kg respectively. The highest price decrease was reported for thalapath at Rs.178.00/kg.



Compared to the same period last year, retail prices of all fish species increased in the range of 9%-38%. The highest price increase was recorded for balaya at 38%.

Dried Fish

Wholesale

The wholesale prices of most of the local and imported dried fish varieties have increased, ranging between 1% and 12%. The highest price increase of 12% was reported for imported sprats, with a price range of Rs.1200.00-1350.00 per kilogram. The second highest increase of 9% was recorded for imported kattawa, with prices range Rs.2000.00-2300.00 per kilogram. However, the price of local anguluwa decreased by 8%, with a price range of Rs.1800.00-2000.00 per kilogram.

Compared to the same period last year, the wholesale prices of most dried fish varieties have increased, with the highest increase reported for imported sprats.

Retail

The retail prices of dried fish except for mora and anguluwa have increased. Price increase were recorded in the range of Rs.5-733/Kg. The highest price increase

was recorded for thora. It was Rs.733.00/kg. The second and third price increases were recorded for imported sprats and local sprats, which were Rs.119.00/kilogram and Rs.69.00/kg respectively. The price decrease was recorded for anguluwa, which was Rs. 164.00/kg.

Compared to the same period last year, prices of all dried fish except salaya have increased in the range of 8-49%. The highest price increase was recorded for imported sprats by 49%.

Eggs

Wholesale

During this week, wholesale egg prices have increased, with brown eggs rising by 4% and white eggs by 3%. Accordingly, the price of a brown egg range Rs.40.00 - 42.00 while a white egg range Rs.37.00-40.00.

Compared to the same period last year, egg prices have increased significantly, with brown eggs rising by 36% and white eggs by 43%.

Retail

Brown eggs have increased by Rs. 3.00/egg and the price range has been reported between Rs.41.00-46.00/egg. White eggs have increased by Rs.2.00/egg. The prices are ranged Rs.40.00-44.00/egg.

Compared to the same period in the previous year, the retail price of red eggs increased by 30% and that of white eggs by 29%.

Meat

Retail

Retail prices of meat other than skinless broiler chicken have increased. The highest price increase was reported for pork and it was Rs.200.00/kg. Meanwhile, price of mutton has increased by Rs.194.00/kg. Price of curry chicken has increased by Rs.88.00/kg. There was no change in the price of beef. Price decrease reported for skinless boiler chicken was Rs.31.00/kg.

Compared to the same period last year, prices of all meats increased in the range of 9-90%. The highest price increase was recorded for pork at 90%.

NOTE

The Food Commodities Bulletin is a weekly publication containing information relating to wholesale and retail prices of selected food commodities in nine selected markets in and around Colombo and main markets in the major producing areas.

The information is analyzed and presented as prevailing prices, price ranges, averages, and a comparison of weekly prices. The changes in prices reported are always with price prevailed during the previous week unless otherwise stated.

The frequency of collection of wholesale price information is twice a week (i.e., Tuesday and Friday) while with retail prices, it is thrice a week (i.e., Friday, Monday, and Tuesday).

Table 01: Selected Markets: Wholesale Price of Rice (Rs/50kg bag)

Week 13: 27 Mar - 02 Apr 2026

LOCATIONS	Rice Varieties													
	Samba 1		Samba 2		Keeri Samba		Nadu 1		Nadu 2		Raw Red		Raw White	
Colombo	12250	12750	11750	12400	16500	17000	10250	10600	10000	10250	9500	10000	10250	10500
Divulapitiya	14000	14250	11900	12400	17150	18000	11350	11400	9950	10750	9000	9350	9450	10200
Kurunegala	-	-	12000	12000	-	-	11350	11400	10250	10400	-	-	9750	10000
Nikaweratiya	13000	13250	11800	12250	17750	18000	11200	11500	9500	10000	-	-	9250	9500
Badulla	-	-	11500	12750	-	-	10850	11250	-	-	9000	9500	9500	9900
Puttalam	14000	14250	13000	13250	18000	19000	11350	11400	10250	10750	10250	10500	10000	10250
Dambulla	14300	14400	12250	12500	-	-	11400	11450	10400	10500	10500	10650	10250	10500
Anuradhapura	13750	14250	11850	12000	18000	18500	11250	11400	10000	10500	10250	10750	9500	10500
Tambuttegama	14500	14500	12000	12000	-	-	11300	11400	10200	10600	10250	10500	9750	10000
Polonnaruwa	-	-	-	-	-	-	11000	11200	-	-	10500	10650	10500	10650
Kalutara	-	-	-	-	-	-	11350	11500	10500	10750	9250	10250	10000	10750
Ampara	-	-	-	-	-	-	11500	11500	10750	11000	8500	8500	9250	9500
09 Kandy	13750	14000	12500	12750	17250	17500	11200	11300	10300	10500	10000	10250	10000	10500
Moneragala	-	-	11750	12000	18250	18500	11300	11500	-	-	9000	9250	9250	9750
Kegalle	-	-	-	-	-	-	-	-	-	-	-	-	-	-
Dehiattakandiya	-	-	-	-	-	-	-	-	-	-	-	-	-	-
Hambantota	-	-	-	-	-	-	11250	11500	-	-	8000	8000	8900	8900
Matara	-	-	-	-	-	-	11400	11500	10750	11000	8750	9150	9800	10250
Galle	-	-	-	-	-	-	-	-	-	-	-	-	-	-
Meegoda	-	-	11750	12000	-	-	10600	10750	10000	10500	8800	9000	9650	10000
Tissamaharama	-	-	-	-	-	-	11450	11450	-	-	8000	8150	9650	9700
Embilipitiya	-	-	-	-	17750	18000	11250	11350	-	-	8300	8500	9600	9700
Jaffna	-	-	-	-	-	-	11000	11250	-	-	8500	8750	9500	9750
Vavuniya	-	-	11750	12000	-	-	11250	11500	-	-	10000	10400	10000	10250
Mannar	-	-	12250	12400	16000	16500	11500	11500	10500	10750	8500	8750	10000	10500
Killinochchi	-	-	-	-	-	-	11000	11250	-	-	8500	8750	10500	10700
Mullattivu	-	-	-	-	-	-	11000	11250	-	-	8500	8800	10250	10500
Batticaloa	-	-	11750	12000	16500	17000	-	-	10250	10500	9750	10000	9750	10000
Trincomalee	-	-	-	-	-	-	-	-	-	-	-	-	-	-
Galenbindunuwew	-	-	-	-	-	-	11350	11450	10350	10900	10400	10900	9950	10700
Matale	-	-	-	-	-	-	11350	11400	11000	11100	9750	10500	9700	10500

Table 02: Selected Markets: Retail Price of Rice (Rs/kg)

Week 13: 27 Mar - 02 Apr 2026

LOCATIONS	Rice Varieties													
	Samba 1		Samba 2		Keeri Samba		Nadu 1		Nadu 2		Raw Red		Raw White	
Colombo	270.00	285.00	-	-	370.00	390.00	225.00	240.00	-	-	210.00	220.00	210.00	230.00
Gampaha	-	-	240.00	240.00	-	-	230.00	230.00	220.00	225.00	215.00	220.00	215.00	220.00
Kurunegala	-	-	240.00	240.00	-	-	230.00	230.00	220.00	225.00	220.00	220.00	215.00	220.00
Nikaweratiya	265.00	275.00	240.00	245.00	350.00	365.00	230.00	235.00	195.00	205.00	-	-	190.00	200.00
Dambulla	290.00	295.00	250.00	265.00	370.00	380.00	230.00	235.00	215.00	220.00	215.00	220.00	215.00	220.00
Anuradhapura	280.00	290.00	240.00	245.00	370.00	380.00	230.00	230.00	205.00	220.00	210.00	220.00	200.00	220.00
Thambuththegama	300.00	300.00	240.00	250.00	370.00	370.00	230.00	230.00	210.00	218.00	208.00	218.00	210.00	215.00
Polonnaruwa	-	-	240.00	240.00	-	-	230.00	230.00	-	-	220.00	220.00	220.00	220.00
Kaluthara	-	-	240.00	260.00	380.00	390.00	230.00	240.00	215.00	220.00	185.00	215.00	205.00	220.00
Badulla	-	-	240.00	260.00	-	-	230.00	230.00	-	-	190.00	202.00	200.00	210.00
Keppetipola	270.00	280.00	-	-	-	-	230.00	235.00	225.00	227.00	210.00	215.00	216.00	220.00
Moneragala	-	-	240.00	245.00	370.00	380.00	230.00	240.00	-	-	185.00	195.00	190.00	200.00
Kegalle	-	-	-	-	-	-	230.00	230.00	220.00	220.00	220.00	220.00	220.00	220.00
Ampara	-	-	240.00	250.00	360.00	380.00	230.00	230.00	215.00	224.00	185.00	203.00	185.00	220.00
Dehiattakandiya	-	-	-	-	-	-	-	-	-	-	-	-	-	-
Nuwaraeliya	280.00	290.00	-	-	375.00	380.00	228.00	235.00	-	-	212.00	218.00	218.00	220.00
Kandy	280.00	285.00	255.00	260.00	375.00	380.00	230.00	235.00	220.00	225.00	205.00	210.00	210.00	215.00
Puttalam	285.00	290.00	270.00	275.00	380.00	390.00	230.00	230.00	220.00	225.00	220.00	220.00	210.00	225.00
Hambantota	-	-	-	-	-	-	230.00	230.00	-	-	170.00	175.00	200.00	220.00
Rathnapura	295.00	300.00	-	-	370.00	380.00	232.00	240.00	219.00	222.00	190.00	200.00	210.00	215.00
Matara	-	-	240.00	260.00	380.00	390.00	230.00	240.00	215.00	225.00	180.00	193.00	200.00	220.00
Galle	-	-	-	-	-	-	-	-	-	-	-	-	-	-
Tissamaharama	-	-	240.00	240.00	-	-	230.00	230.00	-	-	165.00	170.00	195.00	200.00
Meegoda (DEC)	-	-	240.00	245.00	-	-	230.00	230.00	220.00	220.00	190.00	200.00	210.00	220.00
Embilipitiya	-	-	240.00	240.00	355.00	370.00	230.00	230.00	215.00	220.00	174.00	180.00	205.00	220.00
Jaffna	-	-	-	-	-	-	228.00	230.00	-	-	180.00	190.00	210.00	220.00
Vavuniya	-	-	245.00	250.00	-	-	235.00	240.00	-	-	210.00	218.00	210.00	220.00
Mannar	-	-	258.00	260.00	355.00	360.00	230.00	235.00	-	-	180.00	200.00	220.00	220.00
Killinochchi	-	-	-	-	-	-	230.00	235.00	-	-	180.00	190.00	215.00	220.00
Mullaittivu	-	-	-	-	-	-	225.00	230.00	-	-	175.00	180.00	210.00	215.00
Batticaloa	-	-	250.00	255.00	350.00	360.00	-	-	220.00	225.00	200.00	205.00	200.00	200.00
Trincomalee	-	-	250.00	250.00	350.00	360.00	230.00	235.00	-	-	205.00	210.00	215.00	220.00
Hanguranketha	-	-	240.00	240.00	-	-	230.00	230.00	225.00	227.00	201.00	210.00	205.00	210.00
Veyangoda	-	-	240.00	240.00	-	-	230.00	230.00	210.00	220.00	215.00	220.00	200.00	220.00
Galenbindunuwewa	-	-	240.00	255.00	350.00	365.00	230.00	230.00	210.00	220.00	210.00	220.00	205.00	220.00
Bandarawela	-	-	-	-	370.00	380.00	230.00	230.00	218.00	220.00	190.00	200.00	195.00	200.00
Matale	-	-	260.00	270.00	370.00	380.00	230.00	230.00	227.00	228.00	215.00	220.00	210.00	215.00

Table 04: Selected Markets: Wholesale Price of Subsidiary Food (Rs/50kg)

Week 13: 27 Mar - 02 Apr 2026

LOCATION	Dried Chillies	Red Onion		Big Onion	Potato			Pulses		
	Imported	Imported	Local		Imported	Welimada	Nuwara Eliya	Green Gram	Cowpea	Red Dhal
Colombo	47500 - 50000	11000 - 12500	-	7250 - 8000	6250 - 9500	12500 - 13000	14000 - 15500	37500 - 42500	35000 - 40000	15000 - 16500
Kurunegala	50000 - 54000	12500 - 14000	-	8000 - 8500	8250 - 8750	-	-	43000 - 45000	40000 - 41500	16500 - 17000
Nikaweratiya	49500 - 52500	11750 - 12500	-	7750 - 8500	8000 - 8500	-	-	41500 - 42500	37000 - 37500	15500 - 16250
Dehiattakandiya	-	-	-	-	-	-	-	-	-	-
Dambulla (DEC)	49000 - 50000	12500 - 13000	12500 - 13000	7000 - 7250	7000 - 7250	11500 - 12500	-	37500 - 43750	32500 - 36000	16250 - 16500
Anuradhapura	50000 - 52500	13000 - 15000	-	8250 - 9000	8000 - 8750	-	-	42500 - 44000	40000 - 45000	17000 - 18000
Thambuththegama	49000 - 50000	12500 - 14000	-	7750 - 8750	7500 - 7750	-	-	40000 - 41000	-	16500 - 17000
Polonnaruwa	47500 - 50000	11500 - 12500	-	8000 - 9000	9000 - 10000	-	15000 - 17500	35000 - 36000	37500 - 43000	16000 - 16750
Kaluthara	49000 - 53000	13500 - 15000	-	9000 - 9500	9500 - 10000	-	-	40000 - 44000	39000 - 42000	15500 - 16250
Puttalam	47500 - 48000	-	9000 - 12500	8500 - 9250	8500 - 9250	-	-	41000 - 42500	45000 - 47500	14500 - 15000
Kandy	49000 - 50000	14000 - 14500	-	8000 - 8500	7750 - 8000	12500 - 13500	14500 - 15000	40000 - 42000	32500 - 35000	16400 - 16500
Matara	49000 - 53000	14000 - 15500	-	8750 - 9500	9000 - 10000	-	-	41500 - 43500	39000 - 41500	16000 - 17000
Hambantota	45000 - 45000	11000 - 12500	-	8000 - 8000	8250 - 8500	-	-	30000 - 30000	37000 - 37000	14500 - 14500
Kegalle	52000 - 52500	14000 - 15000	-	8500 - 9000	7500 - 7550	-	-	40000 - 41000	38000 - 39000	17000 - 17500
Galle	-	-	-	-	-	-	-	-	-	-
Tissamaharama	49250 - 49500	14500 - 15000	-	8250 - 8500	9000 - 9250	-	15500 - 16000	35000 - 36000	-	15250 - 15500
Meegoda (DEC)	48000 - 50000	12000 - 13500	-	7500 - 8000	7000 - 7500	13250 - 13500	14500 - 15500	38000 - 42500	38000 - 39000	15400 - 16000
Jaffna	45000 - 47500	-	-	8500 - 9000	8500 - 9000	-	-	42000 - 42500	-	15500 - 16000
Vavuniya	52000 - 53000	11000 - 11500	-	8000 - 8500	8250 - 8750	-	-	45000 - 47500	35000 - 37500	16500 - 17000
Mannar	-	11000 - 11500	-	7500 - 8000	8000 - 9000	-	-	37500 - 37500	-	15000 - 15250
Killinochchi	47500 - 49000	-	-	8500 - 9500	8500 - 9500	-	-	39000 - 41000	-	15750 - 16000
Mullattivu	49000 - 51500	-	-	8500 - 9500	9500 - 9500	-	-	38000 - 41500	-	15500 - 15750
Batticaloa	42500 - 47500	12000 - 12000	-	-	9000 - 9000	-	15500 - 15500	32500 - 34000	35000 - 35000	-
Trincomalee	-	-	-	-	-	-	-	-	-	-
Galenbindunuwewa	50500 - 53500	12500 - 15000	-	9000 - 9500	8000 - 9000	-	-	43500 - 49500	40000 - 43500	17100 - 18150
Matale	47500 - 50000	13500 - 14000	-	7250 - 8000	8000 - 8500	-	-	37500 - 40000	39500 - 40000	16000 - 17000

Table 05: Selected Markets: Retail Price of Subsidiary Food Crops (Rs/kg)

Week 13: 27 Mar - 02 Apr 2026

LOCATIONS	Dried Chillies	Red Onion		Big Onion	Potato			Pulses		
	Imported	Imported	Local		Imported	Welimada	Nuwara Eliya	Green Gram	Cowpea	Red Dhal
Colombo	1100.00 - 1400.00	350.00 - 480.00	-	180.00 - 240.00	180.00 - 240.00	350.00 - 360.00	380.00 - 460.00	880.00 - 1000.00	900.00 - 1200.00	340.00 - 370.00
Gampaha	1050.00 - 1200.00	360.00 - 400.00	-	220.00 - 240.00	200.00 - 230.00	-	400.00 - 440.00	900.00 - 1000.00	810.00 - 1000.00	340.00 - 360.00
Kurunegala	1040.00 - 1200.00	340.00 - 400.00	-	200.00 - 220.00	200.00 - 230.00	-	-	920.00 - 1000.00	880.00 - 980.00	340.00 - 360.00
Nikaweratiya	1150.00 - 1300.00	-	-	175.00 - 190.00	180.00 - 205.00	-	-	860.00 - 920.00	820.00 - 900.00	335.00 - 360.00
Dambulla	1100.00 - 1150.00	360.00 - 400.00	-	180.00 - 200.00	180.00 - 220.00	320.00 - 340.00	-	900.00 - 1000.00	900.00 - 1000.00	350.00 - 380.00
Anuradhapura	1050.00 - 1200.00	320.00 - 400.00	-	190.00 - 220.00	180.00 - 220.00	320.00 - 320.00	400.00 - 400.00	880.00 - 950.00	850.00 - 1000.00	360.00 - 380.00
Thambuththegama	1100.00 - 1250.00	350.00 - 400.00	-	180.00 - 220.00	180.00 - 220.00	-	-	900.00 - 1100.00	700.00 - 780.00	350.00 - 380.00
Polonnaruwa	1000.00 - 1150.00	280.00 - 300.00	-	180.00 - 200.00	180.00 - 200.00	320.00 - 350.00	380.00 - 400.00	750.00 - 850.00	800.00 - 900.00	330.00 - 350.00
Kaluthara	1050.00 - 1200.00	320.00 - 400.00	-	200.00 - 250.00	220.00 - 250.00	300.00 - 320.00	380.00 - 400.00	820.00 - 1000.00	800.00 - 1000.00	330.00 - 350.00
Badulla	950.00 - 1100.00	300.00 - 400.00	300.00 - 320.00	190.00 - 200.00	190.00 - 200.00	-	-	800.00 - 900.00	790.00 - 950.00	320.00 - 360.00
Keppetipola	1150.00 - 1250.00	330.00 - 340.00	-	210.00 - 220.00	200.00 - 220.00	330.00 - 350.00	-	900.00 - 950.00	950.00 - 960.00	350.00 - 360.00
Moneragala	1100.00 - 1200.00	300.00 - 400.00	-	200.00 - 220.00	200.00 - 240.00	320.00 - 360.00	-	920.00 - 1000.00	800.00 - 900.00	340.00 - 360.00
Kegalle	1000.00 - 1100.00	300.00 - 320.00	-	200.00 - 220.00	200.00 - 230.00	300.00 - 300.00	-	840.00 - 850.00	840.00 - 960.00	340.00 - 390.00
Ampara	1080.00 - 1100.00	300.00 - 340.00	-	180.00 - 200.00	170.00 - 200.00	300.00 - 340.00	-	850.00 - 950.00	800.00 - 850.00	325.00 - 370.00
Dehiattakandiya	-	-	-	-	-	-	-	-	-	-
Nuwaraeliya	1250.00 - 1300.00	350.00 - 360.00	-	240.00 - 260.00	230.00 - 250.00	-	340.00 - 350.00	950.00 - 1000.00	960.00 - 980.00	350.00 - 380.00
Kandy	1100.00 - 1200.00	400.00 - 420.00	-	200.00 - 220.00	200.00 - 240.00	340.00 - 360.00	380.00 - 400.00	920.00 - 960.00	1150.00 - 1200.00	370.00 - 380.00
Puttalam	1000.00 - 1200.00	-	300.00 - 360.00	200.00 - 240.00	200.00 - 240.00	350.00 - 360.00	380.00 - 400.00	850.00 - 900.00	900.00 - 1000.00	320.00 - 330.00
Rathnapura	1000.00 - 1100.00	280.00 - 320.00	-	190.00 - 220.00	200.00 - 230.00	350.00 - 370.00	-	940.00 - 1000.00	740.00 - 825.00	360.00 - 370.00
Hambantota	1100.00 - 1200.00	300.00 - 320.00	-	180.00 - 200.00	200.00 - 240.00	-	-	900.00 - 900.00	1000.00 - 1000.00	340.00 - 380.00
Matara	1040.00 - 1200.00	340.00 - 400.00	-	200.00 - 220.00	200.00 - 250.00	-	380.00 - 420.00	850.00 - 1000.00	800.00 - 900.00	350.00 - 390.00
Galle	-	-	-	-	-	-	-	-	-	-
Tissamaharama	1050.00 - 1100.00	340.00 - 360.00	-	180.00 - 200.00	220.00 - 230.00	320.00 - 360.00	-	750.00 - 800.00	-	320.00 - 330.00
Meegoda (DEC)	1050.00 - 1100.00	320.00 - 400.00	-	180.00 - 200.00	200.00 - 220.00	360.00 - 360.00	380.00 - 400.00	850.00 - 960.00	850.00 - 960.00	330.00 - 360.00
Embilipitiya	1080.00 - 1100.00	280.00 - 320.00	-	190.00 - 200.00	180.00 - 210.00	-	380.00 - 400.00	850.00 - 900.00	800.00 - 850.00	340.00 - 350.00
Jaffna	1000.00 - 1100.00	-	-	190.00 - 200.00	190.00 - 200.00	-	-	900.00 - 950.00	-	330.00 - 340.00
Vavuniya	1100.00 - 1200.00	-	-	200.00 - 215.00	200.00 - 240.00	-	-	1000.00 - 1050.00	780.00 - 850.00	355.00 - 365.00
Mannar	1000.00 - 1100.00	-	-	180.00 - 200.00	200.00 - 200.00	-	-	800.00 - 850.00	-	320.00 - 330.00
Killinochchi	1000.00 - 1050.00	-	-	200.00 - 220.00	200.00 - 230.00	-	-	840.00 - 860.00	-	325.00 - 330.00
Mullaittivu	1000.00 - 1050.00	-	-	-	200.00 - 220.00	-	-	780.00 - 850.00	-	315.00 - 320.00
Batticaloa	1000.00 - 1100.00	300.00 - 320.00	-	250.00 - 250.00	200.00 - 220.00	-	450.00 - 450.00	700.00 - 780.00	900.00 - 950.00	320.00 - 320.00
Trincomalee	1000.00 - 1050.00	-	300.00 - 340.00	200.00 - 220.00	200.00 - 220.00	-	-	850.00 - 900.00	950.00 - 1000.00	310.00 - 320.00
Hanguranketha	1100.00 - 1100.00	300.00 - 330.00	-	178.00 - 190.00	184.00 - 200.00	260.00 - 300.00	-	895.00 - 900.00	760.00 - 880.00	350.00 - 380.00
Veyangoda	1100.00 - 1200.00	360.00 - 400.00	-	180.00 - 240.00	200.00 - 240.00	320.00 - 360.00	380.00 - 400.00	800.00 - 1000.00	920.00 - 1000.00	320.00 - 360.00
Galenbindunuwewa	1050.00 - 1100.00	300.00 - 360.00	-	200.00 - 220.00	180.00 - 220.00	-	-	800.00 - 950.00	830.00 - 900.00	350.00 - 370.00
Bandarawela	1000.00 - 1200.00	320.00 - 360.00	-	180.00 - 200.00	180.00 - 200.00	300.00 - 320.00	-	900.00 - 1000.00	900.00 - 1000.00	340.00 - 350.00
Matale	1100.00 - 1150.00	300.00 - 400.00	-	180.00 - 240.00	180.00 - 200.00	280.00 - 300.00	-	880.00 - 950.00	840.00 - 900.00	360.00 - 380.00

Table 06: Selected Markets: Wholesale Price of Vegetables(Rs/kg)

Week 13: 27 Mar - 02 Apr 2026

Locations	Butter Beans	Green Beans	Carrot	Leeks	Beetroot	Knolkhol
Colombo	-	300.00 - 400.00	280.00 - 350.00	130.00 - 200.00	40.00 - 180.00	80.00 - 160.00
Meegoda (DEC)	-	340.00 - 380.00	300.00 - 340.00	160.00 - 200.00	70.00 - 90.00	150.00 - 180.00
Dambulla (DEC)	-	300.00 - 350.00	250.00 - 350.00	140.00 - 190.00	45.00 - 60.00	100.00 - 120.00
Keppetipola (DEC)	-	280.00 - 320.00	220.00 - 250.00	120.00 - 140.00	80.00 - 100.00	80.00 - 90.00
Norochchole (DEC)	-	-	-	-	70.00 - 120.00	150.00 - 180.00
Nuwara Eliya	-	260.00 - 280.00	300.00 - 320.00	160.00 - 180.00	100.00 - 110.00	70.00 - 90.00
Kandy	-	250.00 - 280.00	300.00 - 320.00	160.00 - 170.00	60.00 - 70.00	120.00 - 130.00
Hambantota	-	350.00 - 400.00	320.00 - 350.00	250.00 - 300.00	100.00 - 150.00	150.00 - 150.00
Thambuththegama (DEC)	-	330.00 - 380.00	320.00 - 350.00	160.00 - 200.00	70.00 - 100.00	-
Jaffna	-	-	-	-	-	-
Bandarawela	-	250.00 - 280.00	240.00 - 280.00	120.00 - 140.00	90.00 - 110.00	100.00 - 110.00
Veyangoda	-	320.00 - 360.00	280.00 - 340.00	150.00 - 180.00	70.00 - 80.00	120.00 - 150.00

Locations	Raddish	Cabbage	Tomato	Ladies Fingers	Brinjal	Capsicum
Colombo	40.00 - 80.00	70.00 - 120.00	70.00 - 100.00	100.00 - 150.00	100.00 - 180.00	100.00 - 200.00
Meegoda (DEC)	60.00 - 80.00	90.00 - 130.00	70.00 - 100.00	90.00 - 120.00	120.00 - 150.00	150.00 - 180.00
Moneragala	70.00 - 80.00	100.00 - 150.00	80.00 - 100.00	150.00 - 160.00	100.00 - 150.00	180.00 - 220.00
Dambulla (DEC)	30.00 - 50.00	70.00 - 110.00	50.00 - 70.00	100.00 - 130.00	60.00 - 100.00	100.00 - 150.00
Keppetipola (DEC)	30.00 - 35.00	70.00 - 80.00	50.00 - 60.00	100.00 - 120.00	100.00 - 120.00	180.00 - 200.00
Norochchole (DEC)	80.00 - 100.00	120.00 - 150.00	80.00 - 100.00	100.00 - 100.00	90.00 - 130.00	130.00 - 200.00
Nuwara Eliya	25.00 - 35.00	80.00 - 100.00	40.00 - 60.00	130.00 - 140.00	100.00 - 130.00	180.00 - 220.00
Kandy	50.00 - 60.00	80.00 - 100.00	100.00 - 110.00	130.00 - 140.00	100.00 - 130.00	160.00 - 180.00
Hambantota	140.00 - 160.00	150.00 - 160.00	70.00 - 100.00	100.00 - 160.00	100.00 - 150.00	150.00 - 200.00
Thambuththegama (DEC)	70.00 - 90.00	80.00 - 120.00	40.00 - 50.00	90.00 - 120.00	80.00 - 110.00	100.00 - 150.00
Tissamaharama	140.00 - 160.00	160.00 - 180.00	80.00 - 100.00	140.00 - 150.00	140.00 - 160.00	280.00 - 300.00
Jaffna	-	-	-	-	-	-
Bandarawela	30.00 - 35.00	50.00 - 80.00	50.00 - 70.00	110.00 - 130.00	100.00 - 140.00	170.00 - 200.00
Veyangoda	60.00 - 80.00	100.00 - 140.00	70.00 - 90.00	120.00 - 140.00	100.00 - 120.00	160.00 - 200.00

Locations	Pumpkin	Cucumber	Bitter Gourd	Snake Gourd	Drumstick	Luffa
Colombo	70.00 - 100.00	60.00 - 100.00	120.00 - 200.00	120.00 - 250.00	-	200.00 - 280.00
Meegoda (DEC)	60.00 - 80.00	60.00 - 80.00	140.00 - 160.00	120.00 - 140.00	-	170.00 - 220.00
Moneragala	80.00 - 100.00	80.00 - 100.00	150.00 - 180.00	100.00 - 130.00	-	150.00 - 180.00
Dambulla (DEC)	40.00 - 55.00	50.00 - 70.00	100.00 - 150.00	60.00 - 100.00	-	130.00 - 160.00
Keppetipola (DEC)	80.00 - 85.00	80.00 - 100.00	130.00 - 140.00	90.00 - 100.00	-	180.00 - 200.00
Norochchole (DEC)	100.00 - 120.00	60.00 - 100.00	150.00 - 200.00	50.00 - 60.00	-	80.00 - 100.00
Nuwara Eliya	70.00 - 90.00	80.00 - 90.00	140.00 - 150.00	100.00 - 120.00	-	190.00 - 200.00
Kandy	70.00 - 80.00	70.00 - 80.00	130.00 - 140.00	100.00 - 110.00	-	180.00 - 200.00
Hambantota	60.00 - 100.00	60.00 - 80.00	200.00 - 250.00	200.00 - 250.00	-	200.00 - 250.00
Thambuththegama (DEC)	50.00 - 70.00	45.00 - 60.00	70.00 - 120.00	60.00 - 80.00	-	120.00 - 160.00
Tissamaharama	120.00 - 140.00	90.00 - 120.00	190.00 - 210.00	160.00 - 180.00	-	200.00 - 230.00
Jaffna	-	-	-	-	-	-
Bandarawela	80.00 - 90.00	70.00 - 80.00	140.00 - 160.00	120.00 - 140.00	-	200.00 - 230.00
Veyangoda	70.00 - 80.00	70.00 - 90.00	140.00 - 170.00	100.00 - 110.00	-	140.00 - 180.00

Table 06 (Contd.)

	Long Beans	Ash Plantain	Green Chillies	Lime	Sweet Potatoe	Manioc
Colombo	100.00 - 180.00	100.00 - 130.00	150.00 - 230.00	60.00 - 150.00	100.00 - 140.00	120.00 - 140.00
Meegoda (DEC)	100.00 - 120.00	140.00 - 160.00	270.00 - 310.00	190.00 - 220.00	120.00 - 140.00	100.00 - 110.00
Moneragala	120.00 - 130.00	80.00 - 100.00	250.00 - 350.00	140.00 - 160.00	150.00 - 200.00	80.00 - 100.00
Dambulla (DEC)	70.00 - 120.00	90.00 - 120.00	200.00 - 280.00	150.00 - 180.00	80.00 - 120.00	100.00 - 120.00
Keppetipola (DEC)	130.00 - 140.00	120.00 - 130.00	180.00 - 200.00	140.00 - 160.00	130.00 - 150.00	100.00 - 120.00
Norochhole (DEC)	60.00 - 80.00	-	180.00 - 200.00	100.00 - 100.00	-	110.00 - 130.00
Nuwara Eliya	140.00 - 150.00	120.00 - 140.00	280.00 - 320.00	140.00 - 160.00	150.00 - 160.00	110.00 - 120.00
Kandy	130.00 - 150.00	130.00 - 150.00	280.00 - 320.00	150.00 - 170.00	130.00 - 150.00	90.00 - 110.00
Hambantota	80.00 - 150.00	80.00 - 120.00	300.00 - 350.00	150.00 - 150.00	200.00 - 250.00	150.00 - 150.00
Thambuththegama (DEC)	130.00 - 160.00	80.00 - 110.00	300.00 - 350.00	110.00 - 150.00	120.00 - 130.00	100.00 - 120.00
Tissamaharama	120.00 - 140.00	140.00 - 150.00	-	180.00 - 210.00	180.00 - 200.00	160.00 - 180.00
Jaffna	-	-	-	-	-	-
Bandarawela	140.00 - 160.00	120.00 - 140.00	180.00 - 220.00	100.00 - 120.00	130.00 - 140.00	-
Veyangoda	100.00 - 130.00	120.00 - 150.00	250.00 - 300.00	150.00 - 200.00	120.00 - 140.00	100.00 - 120.00

Locations	Leafy Vegetables (Rs/bundle)			Coconut (Rs/nut)	
	Mukunuwenna	Kankun	Gotukola	Large	Small
Colombo	35.00 - 40.00	35.00 - 40.00	200.00 - 300.00	155.00 - 165.00	135.00 - 145.00
Meegoda (DEC)	-	-	-	150.00 - 160.00	135.00 - 140.00
Norochhole (DEC)	40.00 - 40.00	40.00 - 40.00	-	130.00 - 135.00	120.00 - 125.00
Nuwara Eliya	-	-	-	-	-
Dambulla (DEC)	30.00 - 35.00	30.00 - 40.00	125.00 - 150.00	120.00 - 125.00	90.00 - 100.00
Kandy	50.00 - 55.00	50.00 - 60.00	270.00 - 280.00	140.00 - 150.00	100.00 - 120.00
Hambantota	40.00 - 50.00	50.00 - 50.00	-	-	-
Thambuththegama (DEC)	-	-	-	100.00 - 110.00	80.00 - 80.00
Tissamaharama	30.00 - 35.00	30.00 - 35.00	-	-	-
Jaffna	-	-	-	-	-
Bandarawela	-	-	-	-	-
Veyangoda	-	-	-	-	-

Colombo, Meegoda, Norochhole, Jaffna, Dambulla and Kandy - Gotukola Price Rs/Kg

Table 07: Selected Markets: Retail Price of Vegetables (Rs/kg)

Week 13: 27 Mar - 02 Apr 2026

LOCATIONS	Up Country Varieties																	
	Butter Beans		Green Beans		Carrot		Leeks		Beetroot		Knol Khol		Raddish		Cabbage		Tomato	
Colombo	-	350.00 - 500.00	320.00 - 500.00	220.00 - 400.00	200.00 - 360.00	120.00 - 360.00	160.00 - 320.00	120.00 - 320.00	120.00 - 320.00	120.00 - 320.00	120.00 - 320.00	120.00 - 320.00	120.00 - 320.00	120.00 - 320.00	120.00 - 320.00	120.00 - 320.00	120.00 - 320.00	120.00 - 320.00
Gampaha	-	440.00 - 480.00	370.00 - 400.00	320.00 - 360.00	160.00 - 280.00	240.00 - 280.00	160.00 - 200.00	240.00 - 280.00	160.00 - 200.00	240.00 - 280.00	160.00 - 200.00	280.00 - 300.00	200.00 - 240.00	280.00 - 300.00	200.00 - 240.00	280.00 - 300.00	200.00 - 240.00	280.00 - 300.00
Kurunegala	-	450.00 - 480.00	450.00 - 500.00	350.00 - 400.00	200.00 - 270.00	240.00 - 280.00	120.00 - 160.00	240.00 - 280.00	120.00 - 160.00	240.00 - 280.00	120.00 - 160.00	240.00 - 280.00	150.00 - 200.00	240.00 - 280.00	150.00 - 200.00	240.00 - 280.00	150.00 - 200.00	240.00 - 280.00
Nikaweratiya	-	400.00 - 480.00	400.00 - 520.00	380.00 - 480.00	160.00 - 240.00	200.00 - 320.00	120.00 - 160.00	240.00 - 320.00	120.00 - 160.00	240.00 - 320.00	120.00 - 160.00	240.00 - 320.00	160.00 - 240.00	240.00 - 320.00	160.00 - 240.00	240.00 - 320.00	160.00 - 240.00	240.00 - 320.00
Dambulla	-	380.00 - 420.00	400.00 - 460.00	300.00 - 360.00	180.00 - 200.00	200.00 - 240.00	120.00 - 160.00	200.00 - 240.00	120.00 - 160.00	200.00 - 240.00	120.00 - 160.00	200.00 - 240.00	180.00 - 220.00	200.00 - 240.00	180.00 - 220.00	200.00 - 240.00	150.00 - 160.00	200.00 - 240.00
Anuradhapura	-	400.00 - 480.00	440.00 - 480.00	320.00 - 400.00	160.00 - 200.00	240.00 - 260.00	120.00 - 160.00	240.00 - 260.00	120.00 - 160.00	240.00 - 260.00	120.00 - 160.00	200.00 - 240.00	160.00 - 200.00	200.00 - 240.00	160.00 - 200.00	200.00 - 240.00	160.00 - 200.00	200.00 - 240.00
Thambuththegama	-	500.00 - 520.00	550.00 - 600.00	280.00 - 350.00	120.00 - 180.00	-	150.00 - 160.00	160.00 - 220.00	80.00 - 100.00	200.00 - 280.00	160.00 - 220.00	80.00 - 100.00	200.00 - 280.00	160.00 - 220.00	80.00 - 100.00	200.00 - 280.00	160.00 - 220.00	80.00 - 100.00
Polonnaruwa	-	400.00 - 450.00	450.00 - 500.00	300.00 - 360.00	150.00 - 200.00	120.00 - 160.00	80.00 - 100.00	200.00 - 280.00	160.00 - 220.00	200.00 - 280.00	160.00 - 220.00	200.00 - 280.00	160.00 - 220.00	200.00 - 280.00	160.00 - 220.00	200.00 - 280.00	160.00 - 220.00	200.00 - 280.00
Kaluthara	-	400.00 - 480.00	400.00 - 480.00	300.00 - 400.00	140.00 - 200.00	200.00 - 240.00	160.00 - 200.00	200.00 - 240.00	160.00 - 200.00	200.00 - 240.00	160.00 - 200.00	200.00 - 240.00	160.00 - 200.00	200.00 - 240.00	160.00 - 200.00	200.00 - 240.00	160.00 - 200.00	200.00 - 240.00
Badulla	-	400.00 - 400.00	320.00 - 400.00	280.00 - 320.00	300.00 - 320.00	180.00 - 240.00	120.00 - 180.00	200.00 - 240.00	120.00 - 180.00	200.00 - 240.00	120.00 - 180.00	200.00 - 240.00	120.00 - 180.00	200.00 - 240.00	120.00 - 180.00	200.00 - 240.00	120.00 - 180.00	200.00 - 240.00
Keppetipola	-	350.00 - 360.00	280.00 - 320.00	180.00 - 220.00	140.00 - 160.00	130.00 - 150.00	80.00 - 120.00	130.00 - 150.00	100.00 - 120.00	130.00 - 150.00	100.00 - 120.00	130.00 - 150.00	100.00 - 120.00	130.00 - 150.00	100.00 - 120.00	130.00 - 150.00	100.00 - 120.00	130.00 - 150.00
Moneragala	-	400.00 - 460.00	360.00 - 400.00	300.00 - 320.00	160.00 - 200.00	-	120.00 - 140.00	200.00 - 240.00	160.00 - 200.00	200.00 - 240.00	160.00 - 200.00	200.00 - 240.00	160.00 - 200.00	200.00 - 240.00	160.00 - 200.00	200.00 - 240.00	160.00 - 200.00	200.00 - 240.00
Kegalle	-	450.00 - 470.00	480.00 - 520.00	360.00 - 400.00	180.00 - 220.00	280.00 - 320.00	240.00 - 280.00	280.00 - 320.00	240.00 - 280.00	280.00 - 320.00	240.00 - 280.00	280.00 - 320.00	280.00 - 320.00	280.00 - 320.00	240.00 - 280.00	280.00 - 320.00	240.00 - 280.00	280.00 - 320.00
Ampara	-	400.00 - 480.00	420.00 - 480.00	280.00 - 320.00	160.00 - 180.00	200.00 - 250.00	120.00 - 200.00	240.00 - 300.00	140.00 - 180.00	240.00 - 300.00	140.00 - 180.00	240.00 - 300.00	140.00 - 180.00	240.00 - 300.00	140.00 - 180.00	240.00 - 300.00	140.00 - 180.00	240.00 - 300.00
Dehiattakandiya	-	-	-	-	-	-	-	-	-	-	-	-	-	-	-	-	-	-
Nuwaraeliya	-	360.00 - 380.00	400.00 - 420.00	260.00 - 280.00	200.00 - 220.00	160.00 - 180.00	80.00 - 100.00	180.00 - 200.00	120.00 - 150.00	180.00 - 200.00	120.00 - 150.00	180.00 - 200.00	120.00 - 150.00	180.00 - 200.00	120.00 - 150.00	180.00 - 200.00	120.00 - 150.00	180.00 - 200.00
Kandy	-	360.00 - 400.00	450.00 - 500.00	260.00 - 300.00	160.00 - 180.00	160.00 - 200.00	160.00 - 180.00	160.00 - 200.00	160.00 - 180.00	160.00 - 200.00	160.00 - 180.00	160.00 - 200.00	160.00 - 180.00	160.00 - 200.00	160.00 - 180.00	160.00 - 200.00	160.00 - 180.00	160.00 - 200.00
Puttalam	-	480.00 - 520.00	520.00 - 600.00	360.00 - 400.00	200.00 - 350.00	280.00 - 320.00	160.00 - 200.00	280.00 - 320.00	160.00 - 200.00	280.00 - 320.00	160.00 - 200.00	280.00 - 320.00	160.00 - 200.00	280.00 - 320.00	160.00 - 200.00	280.00 - 320.00	160.00 - 200.00	280.00 - 320.00
Hambantota	-	400.00 - 500.00	400.00 - 500.00	300.00 - 400.00	200.00 - 300.00	200.00 - 200.00	200.00 - 220.00	200.00 - 200.00	200.00 - 220.00	200.00 - 200.00	200.00 - 220.00	200.00 - 200.00	200.00 - 220.00	200.00 - 200.00	200.00 - 220.00	200.00 - 200.00	200.00 - 220.00	200.00 - 200.00
Rathnapura	-	360.00 - 440.00	320.00 - 400.00	220.00 - 320.00	150.00 - 200.00	200.00 - 280.00	80.00 - 150.00	200.00 - 280.00	80.00 - 150.00	200.00 - 280.00	80.00 - 150.00	200.00 - 280.00	80.00 - 150.00	200.00 - 280.00	80.00 - 150.00	200.00 - 280.00	80.00 - 150.00	200.00 - 280.00
Matara	-	400.00 - 520.00	400.00 - 480.00	320.00 - 400.00	120.00 - 160.00	200.00 - 280.00	120.00 - 200.00	200.00 - 280.00	120.00 - 200.00	200.00 - 280.00	120.00 - 200.00	200.00 - 280.00	180.00 - 240.00	200.00 - 240.00	180.00 - 240.00	200.00 - 240.00	180.00 - 240.00	200.00 - 240.00
Galle	-	-	-	-	-	-	-	-	-	-	-	-	-	-	-	-	-	-
Tissamaharama	-	450.00 - 480.00	400.00 - 420.00	260.00 - 270.00	180.00 - 200.00	240.00 - 260.00	180.00 - 200.00	240.00 - 260.00	180.00 - 200.00	240.00 - 260.00	180.00 - 200.00	240.00 - 260.00	200.00 - 230.00	200.00 - 230.00	120.00 - 140.00	200.00 - 230.00	120.00 - 140.00	200.00 - 230.00
Meegoda (DEC)	-	480.00 - 520.00	440.00 - 480.00	360.00 - 400.00	160.00 - 200.00	280.00 - 360.00	200.00 - 240.00	280.00 - 360.00	200.00 - 240.00	280.00 - 360.00	200.00 - 240.00	280.00 - 360.00	280.00 - 360.00	280.00 - 360.00	160.00 - 200.00	280.00 - 360.00	160.00 - 200.00	280.00 - 360.00
Embilipitiya	-	320.00 - 400.00	400.00 - 480.00	280.00 - 320.00	200.00 - 280.00	200.00 - 240.00	120.00 - 140.00	200.00 - 300.00	90.00 - 120.00	200.00 - 300.00	90.00 - 120.00	200.00 - 300.00	90.00 - 120.00	200.00 - 300.00	90.00 - 120.00	200.00 - 300.00	90.00 - 120.00	200.00 - 300.00
Jaffna	-	400.00 - 450.00	450.00 - 500.00	350.00 - 400.00	-	-	150.00 - 180.00	-	100.00 - 120.00	150.00 - 180.00	100.00 - 120.00	150.00 - 180.00	100.00 - 120.00	150.00 - 180.00	100.00 - 120.00	150.00 - 180.00	100.00 - 120.00	150.00 - 180.00
Vavuniya	-	450.00 - 550.00	520.00 - 600.00	350.00 - 400.00	150.00 - 200.00	150.00 - 200.00	150.00 - 200.00	200.00 - 300.00	150.00 - 200.00	200.00 - 300.00	150.00 - 200.00	200.00 - 300.00	150.00 - 200.00	200.00 - 300.00	150.00 - 200.00	200.00 - 300.00	150.00 - 200.00	200.00 - 300.00
Mannar	-	480.00 - 500.00	450.00 - 480.00	350.00 - 400.00	200.00 - 220.00	-	200.00 - 220.00	320.00 - 340.00	150.00 - 200.00	200.00 - 220.00	150.00 - 200.00	200.00 - 220.00	320.00 - 340.00	200.00 - 220.00	150.00 - 200.00	200.00 - 220.00	150.00 - 200.00	200.00 - 220.00
Killinochchi	-	460.00 - 500.00	560.00 - 600.00	360.00 - 400.00	180.00 - 200.00	-	140.00 - 160.00	230.00 - 250.00	170.00 - 200.00	140.00 - 160.00	140.00 - 160.00	230.00 - 250.00	170.00 - 200.00	140.00 - 160.00	140.00 - 160.00	230.00 - 250.00	170.00 - 200.00	140.00 - 160.00
Mullaittivu	-	400.00 - 450.00	480.00 - 550.00	350.00 - 400.00	180.00 - 220.00	-	160.00 - 200.00	190.00 - 220.00	170.00 - 200.00	160.00 - 200.00	160.00 - 200.00	190.00 - 220.00	170.00 - 200.00	160.00 - 200.00	160.00 - 200.00	190.00 - 220.00	170.00 - 200.00	160.00 - 200.00
Batticaloa	-	400.00 - 480.00	400.00 - 400.00	320.00 - 350.00	200.00 - 200.00	200.00 - 220.00	200.00 - 220.00	320.00 - 350.00	150.00 - 150.00	200.00 - 220.00	200.00 - 220.00	320.00 - 350.00	150.00 - 150.00	200.00 - 220.00	200.00 - 220.00	320.00 - 350.00	150.00 - 150.00	200.00 - 220.00
Trincomalee	-	460.00 - 500.00	520.00 - 550.00	360.00 - 400.00	250.00 - 280.00	260.00 - 280.00	200.00 - 220.00	260.00 - 280.00	200.00 - 220.00	260.00 - 280.00	200.00 - 220.00	260.00 - 280.00	200.00 - 220.00	260.00 - 280.00	200.00 - 220.00	260.00 - 280.00	200.00 - 220.00	260.00 - 280.00
Hanguranketha	-	340.00 - 360.00	340.00 - 380.00	200.00 - 220.00	120.00 - 130.00	140.00 - 150.00	80.00 - 90.00	140.00 - 160.00	140.00 - 160.00	140.00 - 160.00	80.00 - 90.00	140.00 - 160.00	140.00 - 160.00	140.00 - 160.00	80.00 - 90.00	140.00 - 160.00	140.00 - 160.00	140.00 - 160.00
Veyangoda	-	480.00 - 520.00	400.00 - 440.00	240.00 - 320.00	180.00 - 240.00	240.00 - 320.00	160.00 - 220.00	220.00 - 280.00	220.00 - 280.00	240.00 - 320.00	160.00 - 220.00	220.00 - 280.00	220.00 - 280.00	240.00 - 320.00	220.00 - 280.00	240.00 - 320.00	220.00 - 280.00	240.00 - 320.00
Galenbindunuwewa	-	400.00 - 480.00	440.00 - 500.00	360.00 - 420.00	140.00 - 180.00	140.00 - 180.00	120.00 - 160.00	200.00 - 260.00	140.00 - 180.00	140.00 - 180.00	120.00 - 160.00	200.00 - 260.00	140.00 - 180.00	140.00 - 180.00	120.00 - 160.00	200.00 - 260.00	140.00 - 180.00	140.00 - 180.00
Bandarawela	-	320.00 - 360.00	320.00 - 360.00	230.00 - 240.00	200.00 - 240.00	200.00 - 230.00	100.00 - 120.00	180.00 - 220.00	120.00 - 160.00	200.00 - 230.00	100.00 - 120.00	180.00 - 220.00	120.00 - 160.00	200.00 - 230.00	120.00 - 160.00	200.00 - 230.00	120.00 - 160.00	200.00 - 230.00
Matale	-	460.00 - 520.00	440.00 - 480.00	320.00 - 400.00	200.00 - 320.00	240.00 - 320.00	120.00 - 160.00	200.00 - 320.00	120.00 - 160.00	200.00 - 320.00	120.00 - 160.00	200.00 - 320.00	160.00 - 200.00	200.00 - 320.00	160.00 - 200.00	200.00 - 320.00	160.00 - 200.00	200.00 - 320.00

Table 07 (Contd.)

LOCATIONS	Low Country Varieties									
	Ladies Fingers	Brinjal	Capsicum	Pumpkin	Cucumber	Bitter Gourd	Snake Gourd	Drumstick	Luffa	Long Beans
Colombo	160.00 - 360.00	220.00 - 400.00	320.00 - 400.00	200.00 - 240.00	160.00 - 240.00	220.00 - 400.00	280.00 - 360.00	-	260.00 - 400.00	160.00 - 360.00
Gampaha	280.00 - 360.00	280.00 - 320.00	320.00 - 420.00	200.00 - 240.00	160.00 - 220.00	350.00 - 360.00	300.00 - 340.00	-	360.00 - 400.00	240.00 - 320.00
Kurunegala	200.00 - 230.00	240.00 - 280.00	350.00 - 400.00	170.00 - 200.00	100.00 - 150.00	250.00 - 300.00	180.00 - 240.00	-	280.00 - 320.00	220.00 - 250.00
Nikaweratiya	180.00 - 250.00	200.00 - 320.00	320.00 - 420.00	200.00 - 240.00	100.00 - 150.00	240.00 - 320.00	120.00 - 180.00	-	200.00 - 320.00	160.00 - 240.00
Dambulla	180.00 - 200.00	200.00 - 240.00	360.00 - 400.00	140.00 - 160.00	140.00 - 160.00	280.00 - 340.00	180.00 - 200.00	-	280.00 - 320.00	160.00 - 220.00
Anuradhapura	200.00 - 240.00	240.00 - 280.00	280.00 - 320.00	160.00 - 200.00	120.00 - 160.00	240.00 - 280.00	160.00 - 200.00	-	240.00 - 280.00	200.00 - 240.00
Thambuththegama	180.00 - 220.00	180.00 - 220.00	240.00 - 300.00	150.00 - 180.00	120.00 - 160.00	180.00 - 250.00	150.00 - 200.00	-	220.00 - 280.00	240.00 - 300.00
Polonnaruwa	220.00 - 260.00	200.00 - 280.00	300.00 - 360.00	120.00 - 160.00	120.00 - 180.00	200.00 - 280.00	200.00 - 240.00	-	240.00 - 280.00	160.00 - 200.00
Kaluthara	200.00 - 240.00	200.00 - 280.00	280.00 - 300.00	180.00 - 200.00	150.00 - 200.00	240.00 - 320.00	200.00 - 280.00	-	240.00 - 320.00	200.00 - 240.00
Badulla	240.00 - 320.00	240.00 - 320.00	320.00 - 400.00	160.00 - 240.00	160.00 - 200.00	240.00 - 320.00	280.00 - 320.00	-	300.00 - 320.00	240.00 - 320.00
Keppetipola	180.00 - 200.00	160.00 - 180.00	300.00 - 330.00	130.00 - 150.00	140.00 - 150.00	220.00 - 230.00	170.00 - 180.00	-	280.00 - 300.00	200.00 - 220.00
Moneragala	200.00 - 240.00	200.00 - 240.00	260.00 - 320.00	160.00 - 200.00	120.00 - 160.00	200.00 - 260.00	160.00 - 200.00	-	200.00 - 240.00	200.00 - 240.00
Kegalle	240.00 - 280.00	280.00 - 320.00	280.00 - 320.00	240.00 - 260.00	120.00 - 160.00	280.00 - 320.00	200.00 - 240.00	-	280.00 - 320.00	280.00 - 320.00
Ampara	180.00 - 240.00	240.00 - 300.00	360.00 - 400.00	160.00 - 220.00	180.00 - 220.00	240.00 - 320.00	240.00 - 260.00	-	280.00 - 300.00	280.00 - 300.00
Dehiattakandiya	-	-	-	-	-	-	-	-	-	-
Nuwaraeliya	230.00 - 240.00	200.00 - 220.00	300.00 - 320.00	180.00 - 200.00	160.00 - 180.00	240.00 - 250.00	200.00 - 220.00	-	280.00 - 300.00	240.00 - 250.00
Kandy	240.00 - 260.00	200.00 - 240.00	240.00 - 300.00	160.00 - 180.00	160.00 - 180.00	240.00 - 260.00	160.00 - 180.00	-	300.00 - 320.00	200.00 - 240.00
Puttalam	180.00 - 240.00	300.00 - 350.00	320.00 - 400.00	180.00 - 240.00	200.00 - 240.00	350.00 - 400.00	240.00 - 280.00	-	350.00 - 400.00	240.00 - 250.00
Rathnapura	180.00 - 250.00	200.00 - 300.00	240.00 - 320.00	150.00 - 240.00	180.00 - 230.00	320.00 - 400.00	200.00 - 250.00	-	350.00 - 430.00	200.00 - 260.00
Hambantota	150.00 - 160.00	200.00 - 200.00	280.00 - 400.00	150.00 - 150.00	100.00 - 160.00	260.00 - 400.00	240.00 - 320.00	-	300.00 - 320.00	200.00 - 200.00
Matara	200.00 - 220.00	200.00 - 280.00	240.00 - 320.00	160.00 - 200.00	120.00 - 200.00	200.00 - 280.00	200.00 - 220.00	-	280.00 - 320.00	200.00 - 240.00
Galle	-	-	-	-	-	-	-	-	-	-
Tissamaharama	180.00 - 200.00	180.00 - 200.00	340.00 - 350.00	160.00 - 180.00	150.00 - 160.00	240.00 - 260.00	200.00 - 220.00	-	260.00 - 280.00	170.00 - 180.00
Meegoda (DEC)	200.00 - 280.00	240.00 - 320.00	320.00 - 400.00	160.00 - 200.00	200.00 - 240.00	300.00 - 320.00	280.00 - 320.00	-	320.00 - 360.00	200.00 - 240.00
Embilipitiya	160.00 - 200.00	160.00 - 200.00	300.00 - 400.00	160.00 - 240.00	80.00 - 100.00	300.00 - 400.00	200.00 - 240.00	-	280.00 - 320.00	160.00 - 200.00
Jaffna	240.00 - 260.00	150.00 - 200.00	150.00 - 200.00	80.00 - 120.00	160.00 - 180.00	280.00 - 320.00	180.00 - 210.00	-	-	250.00 - 300.00
Vavuniya	300.00 - 350.00	200.00 - 250.00	200.00 - 250.00	200.00 - 250.00	150.00 - 200.00	400.00 - 450.00	150.00 - 200.00	-	150.00 - 200.00	300.00 - 400.00
Mannar	250.00 - 300.00	300.00 - 320.00	280.00 - 300.00	150.00 - 160.00	180.00 - 200.00	400.00 - 400.00	300.00 - 320.00	-	-	230.00 - 250.00
Killinochchi	240.00 - 260.00	200.00 - 230.00	260.00 - 280.00	140.00 - 160.00	100.00 - 120.00	380.00 - 420.00	180.00 - 200.00	-	-	230.00 - 250.00
Mullaittivu	250.00 - 300.00	180.00 - 220.00	250.00 - 320.00	140.00 - 150.00	140.00 - 160.00	380.00 - 420.00	200.00 - 250.00	-	-	240.00 - 280.00
Batticaloa	320.00 - 350.00	300.00 - 300.00	400.00 - 400.00	160.00 - 200.00	250.00 - 280.00	400.00 - 400.00	320.00 - 350.00	-	200.00 - 200.00	380.00 - 400.00
Trincomalee	300.00 - 320.00	320.00 - 360.00	300.00 - 350.00	190.00 - 200.00	220.00 - 240.00	360.00 - 400.00	280.00 - 300.00	-	300.00 - 320.00	300.00 - 340.00
Hanguranketha	180.00 220.00	160.00 180.00	210.00 250.00	100.00 120.00	140.00 160.00	200.00 - 220.00	140.00 160.00	-	260.00 280.00	170.00 180.00
Veyangoda	240.00 - 280.00	200.00 - 280.00	280.00 - 360.00	160.00 - 220.00	160.00 - 240.00	280.00 - 360.00	200.00 - 280.00	-	240.00 - 320.00	200.00 - 280.00
Galenbindunuwewa	140.00 - 180.00	200.00 - 260.00	260.00 - 340.00	140.00 - 200.00	140.00 - 170.00	280.00 - 360.00	140.00 - 200.00	-	240.00 - 320.00	140.00 - 180.00
Bandarawela	160.00 - 180.00	220.00 - 240.00	300.00 - 350.00	160.00 - 180.00	100.00 - 130.00	220.00 - 260.00	220.00 - 240.00	-	240.00 - 280.00	200.00 - 220.00
Matale	200.00 - 320.00	240.00 - 320.00	300.00 - 400.00	200.00 - 240.00	160.00 - 200.00	240.00 - 300.00	240.00 - 320.00	-	320.00 - 360.00	160.00 - 240.00

Table 07 (Contd.)

LOCATIONS	Low Country Varieties					Leafy Vegetable			Coconut (Rs/nut)	
	Ash Plantain	Green Chillies	Lime	Sweet Potato	Manioc	Mukunuwenna	Kankun	Gotukola	Large	Small
Colombo	180.00 - 320.00	350.00 - 600.00	230.00 - 560.00	200.00 - 320.00	180.00 - 240.00	60.00 - 90.00	60.00 - 90.00	180.00 - 320.00	170.00 - 190.00	150.00 - 170.00
Gampaha	280.00 - 300.00	540.00 - 600.00	280.00 - 350.00	280.00 - 320.00	180.00 - 200.00	70.00 - 80.00	70.00 - 80.00	50.00 - 60.00	140.00 - 160.00	100.00 - 135.00
Kurunegala	250.00 - 280.00	450.00 - 600.00	280.00 - 300.00	220.00 - 250.00	190.00 - 220.00	60.00 - 70.00	60.00 - 70.00	50.00 - 60.00	150.00 - 160.00	110.00 - 130.00
Nikaweratiya	240.00 - 280.00	300.00 - 430.00	120.00 - 180.00	200.00 - 260.00	160.00 - 200.00	50.00 - 60.00	50.00 - 60.00	150.00 - 160.00	100.00 - 130.00	70.00 - 100.00
Dambulla	240.00 - 260.00	500.00 - 600.00	300.00 - 400.00	240.00 - 280.00	220.00 - 240.00	60.00 - 70.00	60.00 - 70.00	50.00 - 60.00	150.00 - 160.00	110.00 - 120.00
Anuradhapura	200.00 - 240.00	500.00 - 600.00	250.00 - 300.00	240.00 - 280.00	180.00 - 240.00	50.00 - 60.00	50.00 - 60.00	50.00 - 60.00	140.00 - 160.00	100.00 - 130.00
Thambuththegama	160.00 - 250.00	450.00 - 550.00	220.00 - 300.00	200.00 - 250.00	200.00 - 250.00	-	-	-	110.00 - 120.00	100.00 - 100.00
Polonnaruwa	180.00 - 240.00	400.00 - 400.00	200.00 - 300.00	180.00 - 240.00	240.00 - 280.00	50.00 - 50.00	50.00 - 50.00	50.00 - 50.00	150.00 - 160.00	100.00 - 130.00
Kaluthara	200.00 - 240.00	450.00 - 500.00	300.00 - 400.00	240.00 - 320.00	160.00 - 200.00	70.00 - 80.00	80.00 - 80.00	100.00 - 120.00	180.00 - 200.00	150.00 - 170.00
Badulla	240.00 - 240.00	500.00 - 600.00	200.00 - 200.00	260.00 - 280.00	120.00 - 180.00	100.00 - 100.00	80.00 - 100.00	100.00 - 120.00	160.00 - 170.00	80.00 - 120.00
Keppetipola	180.00 - 200.00	320.00 - 350.00	250.00 - 260.00	170.00 - 180.00	140.00 - 150.00	60.00 - 70.00	60.00 - 70.00	80.00 - 100.00	150.00 - 160.00	120.00 - 130.00
Moneragala	120.00 - 160.00	400.00 - 500.00	240.00 - 280.00	240.00 - 280.00	120.00 - 140.00	50.00 - 60.00	50.00 - 60.00	50.00 - 70.00	140.00 - 160.00	120.00 - 130.00
Kegalle	200.00 - 240.00	550.00 - 600.00	350.00 - 400.00	280.00 - 320.00	200.00 - 200.00	80.00 - 80.00	80.00 - 80.00	50.00 - 50.00	160.00 - 180.00	120.00 - 140.00
Ampara	240.00 - 300.00	380.00 - 420.00	150.00 - 250.00	280.00 - 300.00	130.00 - 150.00	60.00 - 70.00	60.00 - 70.00	60.00 - 70.00	150.00 - 180.00	120.00 - 130.00
Dehiattakandiya	-	-	-	-	-	-	-	-	-	-
Nuwareliya	200.00 - 220.00	480.00 - 520.00	240.00 - 260.00	280.00 - 300.00	220.00 - 240.00	70.00 - 80.00	70.00 - 80.00	80.00 - 90.00	150.00 - 160.00	120.00 - 140.00
Kandy	200.00 - 240.00	400.00 - 500.00	280.00 - 300.00	240.00 - 260.00	160.00 - 200.00	70.00 - 80.00	70.00 - 80.00	50.00 - 60.00	160.00 - 170.00	120.00 - 130.00
Puttalam	180.00 - 200.00	450.00 - 500.00	150.00 - 200.00	320.00 - 400.00	240.00 - 250.00	50.00 - 60.00	-	40.00 - 60.00	150.00 - 160.00	135.00 - 140.00
Rathnapura	160.00 - 250.00	400.00 - 480.00	150.00 - 200.00	200.00 - 250.00	120.00 - 160.00	80.00 - 80.00	80.00 - 80.00	100.00 - 100.00	180.00 - 190.00	130.00 - 160.00
Hambanthota	120.00 - 200.00	400.00 - 400.00	250.00 - 300.00	240.00 - 250.00	200.00 - 200.00	60.00 - 70.00	60.00 - 60.00	80.00 - 100.00	160.00 - 200.00	140.00 - 140.00
Matara	200.00 - 240.00	400.00 - 500.00	320.00 - 400.00	280.00 - 320.00	160.00 - 200.00	50.00 - 60.00	50.00 - 60.00	90.00 - 100.00	170.00 - 200.00	140.00 - 160.00
Galle	-	-	-	-	-	-	-	-	-	-
Tissamaharama	160.00 - 180.00	450.00 - 470.00	240.00 - 260.00	220.00 - 240.00	200.00 - 220.00	40.00 - 45.00	40.00 - 45.00	70.00 - 80.00	160.00 - 180.00	120.00 - 140.00
Meegoda (DEC)	240.00 - 320.00	500.00 - 600.00	240.00 - 300.00	200.00 - 280.00	160.00 - 200.00	80.00 - 80.00	80.00 - 80.00	120.00 - 120.00	160.00 - 180.00	140.00 - 150.00
Embilipitiya	140.00 - 160.00	400.00 - 520.00	220.00 - 260.00	240.00 - 280.00	140.00 - 160.00	60.00 - 80.00	50.00 - 70.00	80.00 - 100.00	150.00 - 180.00	100.00 - 140.00
Jaffna	120.00 - 150.00	340.00 - 360.00	-	240.00 - 260.00	180.00 - 190.00	100.00 - 100.00	80.00 - 80.00	80.00 - 80.00	170.00 - 180.00	90.00 - 120.00
Vavuniya	150.00 - 200.00	350.00 - 400.00	200.00 - 300.00	200.00 - 300.00	200.00 - 240.00	50.00 - 60.00	50.00 - 60.00	70.00 - 80.00	170.00 - 180.00	140.00 - 160.00
Mannar	180.00 - 200.00	400.00 - 400.00	250.00 - 300.00	250.00 - 280.00	180.00 - 200.00	80.00 - 80.00	65.00 - 70.00	55.00 - 60.00	160.00 - 165.00	100.00 - 120.00
Killinochchi	170.00 - 200.00	380.00 - 420.00	380.00 - 420.00	230.00 - 250.00	180.00 - 200.00	60.00 - 70.00	50.00 - 60.00	60.00 - 70.00	150.00 - 160.00	100.00 - 120.00
Mullaittivu	150.00 - 180.00	350.00 - 400.00	340.00 - 380.00	220.00 - 250.00	180.00 - 220.00	80.00 - 80.00	70.00 - 70.00	50.00 - 50.00	140.00 - 150.00	90.00 - 100.00
Batticaloa	230.00 - 240.00	400.00 - 400.00	200.00 - 200.00	200.00 - 200.00	150.00 - 160.00	100.00 - 100.00	100.00 - 100.00	100.00 - 100.00	160.00 - 170.00	60.00 - 65.00
Trincomalee	200.00 220.00	500.00 550.00	360.00 400.00	220.00 240.00	190.00 200.00	75.00 80.00	70.00 75.00	50.00 55.00	170.00 180.00	120.00 130.00
Hanguranketha	180.00 - 220.00	380.00 - 420.00	240.00 - 280.00	200.00 - 220.00	-	50.00 - 50.00	-	50.00 - 50.00	145.00 - 160.00	110.00 - 130.00
Veyangoda	240.00 - 280.00	400.00 - 520.00	320.00 - 360.00	200.00 - 240.00	180.00 - 220.00	65.00 - 70.00	65.00 - 70.00	90.00 - 100.00	130.00 - 140.00	100.00 - 120.00
Galenbindunuwewa	140.00 - 160.00	500.00 - 600.00	250.00 - 300.00	160.00 - 180.00	160.00 - 180.00	50.00 - 60.00	50.00 - 60.00	60.00 - 60.00	120.00 - 130.00	90.00 - 110.00
Bandarawela	180.00 - 200.00	280.00 - 350.00	160.00 - 220.00	180.00 - 220.00	160.00 - 180.00	70.00 - 80.00	70.00 - 80.00	80.00 - 100.00	150.00 - 170.00	110.00 - 130.00
Matale	240.00 - 320.00	500.00 - 600.00	200.00 - 240.00	280.00 - 320.00	180.00 - 200.00	80.00 - 90.00	70.00 - 80.00	70.00 - 80.00	160.00 - 180.00	140.00 - 150.00

Table 08: Selected Markets: Retail Price of Fruits (Rs/each & Rs/kg)

Week 13: 27 Mar - 02 Apr 2026

18

LOCATIONS	Banana					Pineapple			Mango	
	Ambul (Rs/kg)	Kolikuttu (Rs/kg)	Seeni (Rs/kg)	Anamalu	Ambun	Large	Medium	Small	Betti	Karthakolomban
Colombo	160.00 - 250.00	350.00 - 450.00	160.00 - 250.00	40.00 - 60.00	60.00 - 80.00	400.00 - 500.00	300.00 - 380.00	230.00 - 280.00	-	230.00 - 300.00
Gampaha	180.00 - 200.00	300.00 - 320.00	180.00 - 200.00	-	-	360.00 - 480.00	250.00 - 300.00	-	-	113.00 - 150.00
Kurunegala	180.00 - 220.00	350.00 - 380.00	180.00 - 200.00	-	72.00 - 80.00	450.00 - 500.00	-	-	-	-
Nikaweratiya	200.00 - 240.00	330.00 - 350.00	180.00 - 230.00	-	70.00 - 75.00	450.00 - 550.00	350.00 - 480.00	-	-	-
Dambulla	180.00 - 200.00	360.00 - 400.00	160.00 - 200.00	-	76.00 - 78.00	600.00 - 650.00	500.00 - 550.00	250.00 - 300.00	80.00 - 100.00	130.00 - 140.00
Anuradhapura	200.00 - 240.00	380.00 - 420.00	180.00 - 220.00	32.00 - 38.00	47.00 - 56.00	680.00 - 800.00	520.00 - 580.00	380.00 - 450.00	-	-
Thambuththegama	150.00 - 220.00	350.00 - 440.00	160.00 - 200.00	-	65.00 - 70.00	480.00 - 500.00	320.00 - 320.00	-	-	-
Polonnaruwa	250.00 - 250.00	350.00 - 450.00	180.00 - 200.00	-	80.00 - 90.00	600.00 - 600.00	550.00 - 550.00	400.00 - 500.00	-	217.00 - 217.00
Kaluthara	180.00 - 200.00	300.00 - 350.00	160.00 - 180.00	30.00 - 38.00	46.00 - 50.00	390.00 - 520.00	300.00 - 400.00	240.00 - 320.00	-	200.00 - 233.00
Badulla	130.00 - 180.00	250.00 - 350.00	150.00 - 180.00	34.00 - 42.00	60.00 - 70.00	400.00 - 500.00	250.00 - 350.00	100.00 - 200.00	-	166.00 - 200.00
Keppetipola	200.00 - 230.00	340.00 - 350.00	190.00 - 210.00	46.00 - 48.00	65.00 - 68.00	460.00 - 470.00	350.00 - 360.00	250.00 - 260.00	-	-
Moneragala	130.00 - 150.00	280.00 - 320.00	80.00 - 100.00	26.00 - 30.00	35.00 - 38.00	720.00 - 800.00	600.00 - 670.00	520.00 - 580.00	-	140.00 - 150.00
Kegalle	200.00 - 220.00	360.00 - 380.00	200.00 - 220.00	52.00 - 54.00	74.00 - 76.00	600.00 - 670.00	420.00 - 460.00	150.00 - 180.00	-	270.00 - 280.00
Ampara	160.00 - 170.00	350.00 - 380.00	130.00 - 140.00	37.00 - 37.00	50.00 - 50.00	460.00 - 480.00	-	-	-	-
Dehiattakandiya	-	-	-	-	-	-	-	-	-	-
Nuwaraeliya	220.00 - 240.00	350.00 - 360.00	200.00 - 220.00	48.00 - 50.00	68.00 - 70.00	460.00 - 480.00	360.00 - 380.00	260.00 - 280.00	-	250.00 - 260.00
Kandy	180.00 - 200.00	340.00 - 360.00	170.00 - 200.00	30.00 - 33.00	50.00 - 60.00	575.00 - 625.00	350.00 - 400.00	250.00 - 280.00	-	-
Puttalam	170.00 - 200.00	320.00 - 360.00	150.00 - 180.00	24.00 - 28.00	-	520.00 - 550.00	280.00 - 350.00	180.00 - 220.00	-	90.00 - 100.00
Rathnapura	100.00 - 150.00	300.00 - 400.00	100.00 - 130.00	33.00 - 36.00	50.00 - 58.00	420.00 - 490.00	300.00 - 350.00	240.00 - 280.00	-	200.00 - 300.00
Hambantota	100.00 - 150.00	250.00 - 370.00	100.00 - 150.00	-	-	400.00 - 450.00	320.00 - 350.00	220.00 - 250.00	-	-
Matara	160.00 - 180.00	320.00 - 330.00	130.00 - 150.00	25.00 - 27.00	37.00 - 39.00	650.00 - 700.00	600.00 - 630.00	250.00 - 350.00	-	180.00 - 200.00
Galle	-	-	-	-	-	-	-	-	-	-
Tissamaharama	100.00 - 130.00	300.00 - 320.00	130.00 - 150.00	-	-	380.00 - 420.00	300.00 - 330.00	240.00 - 260.00	-	-
Meegoda (DEC)	170.00 - 200.00	350.00 - 380.00	170.00 - 200.00	50.00 - 56.00	56.00 - 64.00	510.00 - 595.00	390.00 - 455.00	300.00 - 350.00	-	-
Embilipitiya	70.00 - 100.00	260.00 - 300.00	80.00 - 100.00	25.00 - 35.00	35.00 - 45.00	320.00 - 400.00	250.00 - 300.00	150.00 - 200.00	50.00 - 60.00	150.00 - 160.00
Jaffna	160.00 - 170.00	280.00 - 320.00	140.00 - 150.00	-	-	400.00 - 420.00	-	-	-	-
Vavuniya	150.00 - 180.00	350.00 - 380.00	140.00 - 160.00	34.00 - 36.00	42.00 - 45.00	550.00 - 650.00	450.00 - 550.00	350.00 - 450.00	-	-
Mannar	150.00 - 180.00	350.00 - 380.00	150.00 - 160.00	38.00 - 43.00	40.00 - 43.00	600.00 - 650.00	500.00 - 550.00	400.00 - 450.00	-	200.00 - 230.00
Killinochchi	180.00 - 200.00	340.00 - 360.00	140.00 - 160.00	35.00 - 36.00	39.00 - 40.00	450.00 - 500.00	350.00 - 400.00	250.00 - 300.00	-	-
Mullaittivu	150.00 - 160.00	350.00 - 360.00	140.00 - 150.00	35.00 - 40.00	37.00 - 42.00	600.00 - 650.00	420.00 - 480.00	320.00 - 360.00	-	-
Batticaloa	150.00 - 160.00	350.00 - 350.00	150.00 - 150.00	36.00 - 38.00	-	500.00 - 500.00	340.00 - 350.00	250.00 - 300.00	-	-
Trincomalee	180.00 - 200.00	400.00 - 440.00	170.00 - 180.00	-	-	650.00 - 680.00	520.00 - 550.00	360.00 - 400.00	-	-
Veyangoda	170.00 - 200.00	300.00 - 320.00	160.00 - 180.00	32.00 - 35.00	54.00 - 64.00	510.00 - 580.00	390.00 - 450.00	300.00 - 340.00	-	330.00 - 350.00
Galenbindunuwewa	140.00 - 170.00	360.00 - 400.00	130.00 - 160.00	-	-	480.00 - 520.00	420.00 - 460.00	380.00 - 400.00	-	-
Bandarawela	180.00 - 200.00	300.00 - 340.00	150.00 - 180.00	32.00 - 35.00	46.00 - 50.00	500.00 - 520.00	450.00 - 470.00	330.00 - 380.00	-	-
Matale	180.00 - 200.00	400.00 - 460.00	180.00 - 200.00	32.00 - 36.00	60.00 - 63.00	520.00 - 600.00	360.00 - 450.00	280.00 - 320.00	-	-

Table 08 (Contd.)

LOCATIONS	Mango		Other Fruits							
	Vilad	Kohu	Papaw (Rs/kg)	Passion	Wood Apple	Orange	Avocado	Slime Apple	Grapes (Rs/kg)	King Coconut
Colombo	170.00 - 270.00	-	300.00 - 400.00	70.00 - 100.00	100.00 - 160.00	50.00 - 100.00	230.00 - 430.00	60.00 - 160.00	2400.00 - 3200.00	200.00 - 250.00
Gampaha	-	-	300.00 - 350.00	-	100.00 - 130.00	100.00 - 120.00	150.00 - 175.00	-	2500.00 - 2800.00	180.00 - 200.00
Kurunegala	-	-	280.00 - 350.00	-	120.00 - 140.00	100.00 - 113.00	138.00 - 150.00	67.00 - 75.00	2500.00 - 2600.00	170.00 - 200.00
Nikaweratiya	-	-	300.00 - 350.00	-	-	-	-	-	2500.00 - 2700.00	150.00 - 200.00
Dambulla	-	50.00 - 60.00	260.00 - 300.00	60.00 - 65.00	70.00 - 80.00	100.00 - 120.00	150.00 - 180.00	70.00 - 80.00	2800.00 - 3000.00	200.00 - 200.00
Anuradhapura	-	-	220.00 - 260.00	-	80.00 - 120.00	50.00 - 100.00	-	70.00 - 100.00	2500.00 - 2800.00	200.00 - 220.00
Thambuththegama	-	-	200.00 - 300.00	50.00 - 56.00	-	-	-	-	-	200.00 - 220.00
Polonnaruwa	90.00 - 100.00	-	300.00 - 300.00	80.00 - 80.00	-	50.00 - 80.00	-	-	2500.00 - 3000.00	200.00 - 260.00
Kaluthara	130.00 - 160.00	-	280.00 - 350.00	-	96.00 - 120.00	-	-	90.00 - 100.00	2800.00 - 3000.00	180.00 - 200.00
Badulla	70.00 - 80.00	40.00 - 50.00	300.00 - 350.00	80.00 - 100.00	80.00 - 100.00	40.00 - 60.00	126.00 - 150.00	100.00 - 100.00	2500.00 - 3000.00	150.00 - 200.00
Keppetipola	-	-	350.00 - 360.00	100.00 - 110.00	80.00 - 90.00	70.00 - 80.00	180.00 - 200.00	-	2500.00 - 2600.00	230.00 - 250.00
Moneragala	-	-	200.00 - 250.00	-	70.00 - 90.00	50.00 - 60.00	-	50.00 - 70.00	2800.00 - 3000.00	180.00 - 200.00
Kegalle	100.00 - 110.00	-	360.00 - 400.00	-	90.00 - 100.00	65.00 - 72.00	330.00 - 330.00	70.00 - 80.00	2500.00 - 2500.00	150.00 - 160.00
Ampara	-	-	280.00 - 300.00	60.00 - 65.00	66.00 - 75.00	-	-	50.00 - 50.00	2700.00 - 2800.00	170.00 - 180.00
Dehiattakandiya	-	-	-	-	-	-	-	-	-	-
Nuwaraeliya	60.00 - 80.00	30.00 - 40.00	360.00 - 380.00	120.00 - 130.00	90.00 - 100.00	80.00 - 90.00	200.00 - 220.00	90.00 - 100.00	2600.00 - 3000.00	250.00 - 260.00
Kandy	-	-	270.00 - 280.00	80.00 - 90.00	80.00 - 100.00	50.00 - 60.00	200.00 - 250.00	60.00 - 70.00	2500.00 - 2700.00	180.00 - 200.00
Puttalam	-	-	320.00 - 360.00	55.00 - 60.00	-	20.00 - 25.00	-	-	2500.00 - 2600.00	150.00 - 150.00
Hambantota	-	-	180.00 - 300.00	45.00 - 50.00	-	-	-	-	2400.00 - 3000.00	120.00 - 130.00
Rathnapura	100.00 - 150.00	25.00 - 30.00	200.00 - 280.00	-	80.00 - 120.00	50.00 - 60.00	-	60.00 - 100.00	2000.00 - 2500.00	120.00 - 150.00
Matara	-	-	230.00 - 250.00	80.00 - 90.00	95.00 - 105.00	80.00 - 120.00	-	85.00 - 100.00	2500.00 - 3000.00	180.00 - 200.00
Galle	-	-	-	-	-	-	-	-	-	-
Tissamaharama	-	-	230.00 - 250.00	-	86.00 - 90.00	-	-	85.00 - 86.00	2600.00 - 2800.00	160.00 - 170.00
Meegoda (DEC)	-	-	300.00 - 300.00	-	90.00 - 90.00	30.00 - 50.00	150.00 - 200.00	42.00 - 56.00	2600.00 - 2900.00	170.00 - 180.00
Embilipitiya	-	-	190.00 - 220.00	25.00 - 35.00	100.00 - 130.00	50.00 - 80.00	200.00 - 220.00	40.00 - 70.00	2350.00 - 2600.00	180.00 - 200.00
Jaffna	-	-	240.00 - 250.00	-	80.00 - 85.00	-	-	-	2400.00 - 2600.00	240.00 - 250.00
Vavuniya	-	-	250.00 - 280.00	60.00 - 70.00	65.00 - 80.00	35.00 - 40.00	-	-	2550.00 - 2640.00	200.00 - 250.00
Mannar	-	-	280.00 - 300.00	50.00 - 60.00	60.00 - 80.00	25.00 - 35.00	200.00 - 250.00	-	2800.00 - 2850.00	200.00 - 200.00
Killinochchi	-	-	280.00 - 300.00	-	65.00 - 75.00	30.00 - 40.00	-	-	2800.00 - 2900.00	230.00 - 250.00
Mullaittivu	-	-	280.00 - 320.00	60.00 - 65.00	60.00 - 65.00	-	-	-	2600.00 - 2700.00	160.00 - 180.00
Batticaloa	-	-	300.00 - 300.00	35.00 - 40.00	50.00 - 50.00	60.00 - 60.00	-	150.00 - 150.00	2000.00 - 2000.00	200.00 - 200.00
Trincomalee	-	-	280.00 - 320.00	55.00 - 60.00	-	-	-	-	2400.00 - 2500.00	200.00 - 240.00
Veyangoda	70.00 - 75.00	-	230.00 - 250.00	55.00 - 62.00	65.00 - 75.00	60.00 - 68.00	150.00 - 160.00	-	2500.00 - 2600.00	120.00 - 150.00
Galenbindunuwewa	90.00 - 100.00	-	170.00 - 220.00	-	-	50.00 - 60.00	140.00 - 150.00	-	2500.00 - 2600.00	180.00 - 200.00
Bandarawela	60.00 - 60.00	-	230.00 - 250.00	80.00 - 100.00	80.00 - 90.00	50.00 - 60.00	-	-	2500.00 - 2700.00	180.00 - 220.00
Matale	-	53.00 - 58.00	400.00 - 420.00	50.00 - 70.00	60.00 - 70.00	40.00 - 50.00	-	40.00 - 60.00	2600.00 - 2800.00	180.00 - 200.00

Table 09: Selected Markets: Wholesale Price of Fresh Fish & Eggs (Rs/kg & Rs/egg)

Week 13: 27 Mar - 02 Apr 2026

Locations	Sea Fish					
	Salaya	Hurulla	Balaya	Kelawalla	Thora	Paraw
Colombo	350.00 – 450.00	1000.00 – 1200.00	800.00 – 1000.00	1200.00 – 1400.00	2000.00 – 2600.00	1000.00 – 1200.00
Kandy	480.00 – 500.00	900.00 – 1000.00	850.00 – 1100.00	1300.00 – 1400.00	2400.00 – 2500.00	1200.00 – 1250.00
Kaluthara	450.00 – 500.00	-	900.00 – 1000.00	1200.00 – 1300.00	-	1200.00 – 1200.00
Puttalam	500.00 – 600.00	1050.00 – 1200.00	900.00 – 1000.00	1500.00 – 1700.00	1900.00 – 2050.00	1500.00 – 1600.00
Matara	450.00 – 500.00	950.00 – 1000.00	1000.00 – 1100.00	1200.00 – 1300.00	-	1200.00 – 1350.00
Hambantota	400.00 – 500.00	800.00 – 900.00	900.00 – 1000.00	1100.00 – 1200.00	2000.00 – 2400.00	850.00 – 1000.00
Galle	-	-	-	-	-	-
Batticaloa	250.00 – 250.00	-	800.00 – 900.00	1000.00 – 1000.00	-	1000.00 – 1000.00
Trincomalee	-	-	-	-	-	-
Mannar	400.00 – 450.00	-	1000.00 – 1100.00	-	-	1200.00 – 1250.00

Locations	Sea Fish				Eggs	
	Mora	Shrimps	Thalapath	Teppeli	Brown	White
Colombo	1300.00 – 1400.00	2350.00 – 2800.00	1400.00 – 1700.00	-	40.00 – 42.00	37.00 – 40.00
Kandy	1300.00 – 1400.00	2200.00 – 2300.00	1900.00 – 2000.00	-	40.00 – 42.00	38.00 – 40.00
Kaluthara	-	2100.00 – 2300.00	1700.00 – 1800.00	-	-	-
Puttalam	-	1900.00 – 2000.00	2350.00 – 2400.00	-	44.00 – 44.00	41.00 – 42.00
Matara	1100.00 – 1200.00	-	1300.00 – 1500.00	-	40.00 – 42.00	37.00 – 39.00
Hambantota	900.00 – 900.00	2200.00 – 2200.00	1800.00 – 1800.00	-	40.00 – 40.00	39.00 – 40.00
Galle	-	-	-	-	-	-
Batticaloa	700.00 – 700.00	-	1500.00 – 1600.00	-	-	38.00 – 38.00
Trincomalee	-	-	-	-	-	-
Mannar	1550.00 – 1600.00	-	-	-	40.00 – 41.00	38.00 – 39.00

Table 10: Selected Markets: Wholesale Price of Dried Fish (Rs/50kg)

Week 13: 27 Mar - 02 Apr 2026

Locations	Local Dried Fish					
	Sprats	Kattawa	Thora	Mora	Balaya	Anguluwa
Colombo	70000 – 80000	90000 – 110000	140000 – 155000	130000 – 140000	72500 – 77500	90000 – 100000
Kandy	75000 – 80000	100000 – 105000	-	132500 – 135000	80000 – 82500	-
Batticaloa	50000 – 50000	90000 – 90000	-	-	75000 – 75000	-
Trincomalee	-	-	-	-	-	-
Mannar	-	120000 – 125000	-	100000 – 107500	50000 – 57500	45000 – 50000

Locations	Local Dried Fish			Imported Dried Fish		
	Maduwa	Koduwa	Salaya	Sprats	Kattawa	Thora
Colombo	70000 – 87500	-	40000 – 42500	60000 – 67500	100000 – 115000	120000 – 160000
Kandy	-	-	42500 – 45000	60000 – 62500	92500 – 95000	-
Batticaloa	-	-	-	40000 – 40000	-	-
Trincomalee	-	-	-	-	-	-
Mannar	40000 – 42500	-	-	50000 – 60000	-	-

Locations	Imported Dried Fish					
	Mora	Balaya	Anguluwa	Maduwa	Koduwa	Salaya
Colombo	125000 – 130000	-	90000 – 100000	-	-	-
Kandy	-	-	-	-	-	-
Batticaloa	-	-	-	-	-	-
Trincomalee	-	-	-	-	-	-
Mannar	-	-	-	-	-	-

Table 12: Selected Markets: Retail Price of Dried Fish (Rs/kg)

Week 13: 27 Mar - 02 Apr 2026

LOCATIONS	Dried Fish													
	Sprats-Imported		Kattawa		Thora		Mora		Balaya		Anguluwa		Salaya	
Colombo	1400.00	1700.00	2400.00	3200.00	3400.00	4200.00	2800.00	3200.00	1600.00	2600.00	2000.00	3000.00	1000.00	1200.00
Gampaha	1500.00	1520.00	2740.00	2800.00	-	-	3100.00	3400.00	1920.00	1950.00	2500.00	2600.00	1350.00	1400.00
Kurunegala	1400.00	1500.00	2000.00	2200.00	-	-	-	-	1500.00	1600.00	2000.00	2200.00	1100.00	1200.00
Nikaweratiya	1200.00	1400.00	2200.00	2400.00	-	-	-	-	1500.00	1800.00	2400.00	2600.00	900.00	1200.00
Dambulla	1400.00	1500.00	2500.00	2600.00	-	-	2800.00	3000.00	1500.00	1700.00	2300.00	2400.00	-	-
Anuradhapura	1400.00	1600.00	2400.00	2800.00	-	-	2800.00	3200.00	1800.00	2000.00	2600.00	2800.00	900.00	1000.00
Thambuththegama	1400.00	1600.00	2400.00	2400.00	-	-	2800.00	3200.00	-	-	-	-	1000.00	1200.00
Polonnaruwa	-	-	2200.00	2500.00	-	-	-	-	1700.00	1800.00	2000.00	2200.00	-	-
Kaluthara	1400.00	1600.00	2400.00	2800.00	-	-	2900.00	3300.00	1400.00	1800.00	2400.00	2600.00	1000.00	1200.00
Badulla	1350.00	1550.00	2200.00	2400.00	-	-	2800.00	3200.00	1500.00	1800.00	2000.00	2400.00	-	-
Keppetipola	1300.00	1400.00	2600.00	2700.00	3200.00	3300.00	3100.00	3200.00	1700.00	1800.00	1700.00	1800.00	1000.00	1100.00
Moneragala	1400.00	1500.00	2400.00	2600.00	-	-	2900.00	3000.00	1800.00	2000.00	2600.00	2800.00	800.00	1000.00
Kegalle	1300.00	1350.00	2500.00	2600.00	3600.00	3600.00	-	-	1700.00	1800.00	-	-	-	-
Ampara	-	-	2500.00	2600.00	-	-	2800.00	3000.00	2000.00	2000.00	-	-	-	-
Dehiattakandiya	-	-	-	-	-	-	-	-	-	-	-	-	-	-
Nuwaraeliya	1350.00	1450.00	2800.00	3000.00	3300.00	3400.00	3200.00	3250.00	1800.00	1900.00	1750.00	1800.00	1100.00	1200.00
Kandy	1400.00	1500.00	2700.00	2800.00	3400.00	3500.00	3000.00	3200.00	2000.00	2200.00	2400.00	2500.00	1100.00	1200.00
Puttalam	1500.00	1600.00	2000.00	2200.00	-	-	2600.00	2700.00	1600.00	1700.00	-	-	1000.00	1200.00
Hambantota	1400.00	1600.00	2600.00	2600.00	-	-	-	-	1800.00	2000.00	-	-	-	-
Rathnapura	1420.00	1600.00	2400.00	2800.00	-	-	3200.00	3400.00	1840.00	2350.00	2200.00	2600.00	960.00	1000.00
Matara	1400.00	1600.00	2500.00	2600.00	3200.00	3250.00	3000.00	3200.00	1600.00	2000.00	2200.00	2500.00	-	-
Galle	-	-	-	-	-	-	-	-	-	-	-	-	-	-
Tissamaharama	1400.00	1500.00	-	-	-	-	2600.00	2700.00	1850.00	1900.00	2550.00	2600.00	-	-
Meegoda	1320.00	1520.00	2300.00	2600.00	-	-	2800.00	3000.00	1800.00	2000.00	2200.00	2600.00	1000.00	1200.00
Embilipitiya	1200.00	1400.00	2600.00	2800.00	-	-	3100.00	3200.00	1850.00	2200.00	2750.00	2900.00	950.00	1250.00
Jaffna	-	-	2100.00	2200.00	-	-	2300.00	2400.00	1400.00	1500.00	-	-	800.00	900.00
Vavuniya	-	-	2000.00	2150.00	-	-	2400.00	2500.00	1400.00	1500.00	-	-	800.00	900.00
Mannar	1500.00	1600.00	2600.00	2800.00	-	-	2500.00	2600.00	1350.00	1400.00	-	-	-	-
Killinochchi	1500.00	1600.00	2500.00	2600.00	-	-	2400.00	2500.00	1350.00	1400.00	-	-	950.00	1050.00
Mullaittivu	1600.00	1700.00	2500.00	2600.00	-	-	2400.00	2500.00	1400.00	1450.00	-	-	800.00	900.00
Batticaloa	1200.00	1250.00	2300.00	2300.00	-	-	-	-	2000.00	2000.00	-	-	-	-
Trincomalee	1250.00	1300.00	2300.00	2350.00	-	-	-	-	1350.00	1400.00	-	-	-	-
Veyangoda	1200.00	1600.00	2400.00	2600.00	-	-	3000.00	3100.00	1800.00	1800.00	2400.00	2400.00	1000.00	1200.00
Galenbindunuwewa	1200.00	1600.00	3000.00	3200.00	3450.00	3550.00	2950.00	3200.00	2000.00	2200.00	2650.00	2850.00	1000.00	1200.00
Bandarawela	1300.00	1500.00	2400.00	2600.00	-	-	2800.00	3000.00	2000.00	2200.00	2200.00	2400.00	1000.00	1100.00
Matale	1300.00	1500.00	2600.00	2800.00	-	-	2800.00	3000.00	1800.00	1900.00	2600.00	2700.00	900.00	1000.00

Table 13: Selected Markets: Retail Price of Meat (Rs/kg)

Week 13: 27 Mar - 02 Apr 2026

LOCATIONS	Meat		Meat (Chicken)		Meat					
	Beef		Broiler	Curry	Mutton	Pork				
Colombo	3000.00	- 3000.00	1350.00	- 1480.00	1350.00	- 1450.00	4200.00	- 4600.00	2700.00	- 3000.00
Gampaha	-		1380.00	- 1400.00	1400.00	- 1500.00	4000.00	- 4000.00	2600.00	- 2600.00
Kurunegala	2600.00	- 2600.00	1400.00	- 1430.00	-		-		2700.00	- 2700.00
Nikaweratiya	2500.00	- 2700.00	1350.00	- 1480.00	-		-		-	
Dambulla	-		1420.00	- 1450.00	1450.00	- 1450.00	-		2700.00	- 2800.00
Anuradhapura	2600.00	- 2700.00	1400.00	- 1450.00	-		-		2600.00	- 2800.00
Thambuththegama	-		1100.00	- 1250.00	-		-		2400.00	- 2600.00
Polonnaruwa	2700.00	- 2700.00	1440.00	- 1450.00	1500.00	- 1500.00	4000.00	- 4000.00	2800.00	- 2900.00
Kaluthara	2800.00	- 2800.00	1350.00	- 1400.00	1350.00	- 1400.00	-		2600.00	- 2700.00
Badulla	2400.00	- 2400.00	1300.00	- 1500.00	1350.00	- 1450.00	-		-	
Keppetipola	2400.00	- 2400.00	1450.00	- 1500.00	1550.00	- 1600.00	-		-	
Moneragala	2800.00	- 2800.00	1450.00	- 1550.00	1650.00	- 1700.00	-		3000.00	- 3200.00
Kegalle	2600.00	- 2600.00	1250.00	- 1450.00	-		3700.00	- 3700.00	2700.00	- 2700.00
Ampara	2400.00	- 2500.00	1450.00	- 1550.00	-		-		2800.00	- 3500.00
Dehiattakandiya	-		-		-		-		-	
Nuwaraeliya	2400.00	- 2450.00	1450.00	- 1500.00	1500.00	- 1600.00	3600.00	- 3700.00	2900.00	- 3000.00
Kandy	2500.00	- 2600.00	1260.00	- 1280.00	1280.00	- 1290.00	3600.00	- 3700.00	2800.00	- 2900.00
Puttalam	2500.00	- 2500.00	1400.00	- 1450.00	1600.00	- 1700.00	4500.00	- 4500.00	-	
Hambantota	-		1380.00	- 1400.00	1200.00	- 1350.00	-		3000.00	- 3000.00
Rathnapura	2700.00	- 2700.00	1450.00	- 1500.00	1350.00	- 1440.00	3900.00	- 3900.00	2700.00	- 2700.00
Matara	-		1350.00	- 1400.00	-		-		-	
Galle	-		-		-		-		-	
Tissamaharama	-		1450.00	- 1550.00	-		-		-	
Meegoda	-		1380.00	- 1390.00	1380.00	- 1390.00	-		2900.00	- 3000.00
Embilipitiya	2500.00	- 2550.00	1280.00	- 1350.00	1250.00	- 1300.00	3700.00	- 4300.00	2600.00	- 2800.00
Jaffna	2400.00	- 2500.00	1480.00	- 1500.00	1600.00	- 1700.00	-		-	
Vavuniya	2200.00	- 2300.00	1400.00	- 1500.00	1600.00	- 1650.00	-		-	
Mannar	2200.00	- 2300.00	1450.00	- 1500.00	1600.00	- 1650.00	-		-	
Killinochchi	2450.00	- 2500.00	1450.00	- 1500.00	1650.00	- 1700.00	3900.00	- 4000.00	-	
Mullaittivu	2300.00	- 2300.00	1500.00	- 1600.00	1600.00	- 1650.00	-		-	
Batticaloa	2200.00	- 2200.00	1300.00	- 1350.00	1500.00	- 1600.00	4000.00	- 4000.00	-	
Trincomalee	2300.00	- 2400.00	1350.00	- 1400.00	1650.00	- 1700.00	3800.00	- 3900.00	-	
Veyangoda	2800.00	- 2800.00	1350.00	- 1400.00	-		-		2500.00	- 2600.00
Galenbindunuwewa	2600.00	- 2600.00	1280.00	- 1300.00	1400.00	- 1450.00	3600.00	- 3600.00	2400.00	- 2400.00
Bandarawela	2500.00	- 2600.00	1350.00	- 1380.00	-		3700.00	- 3900.00	-	
Matale	2500.00	- 2600.00	1380.00	- 1450.00	-		3600.00	- 3800.00	2700.00	- 2800.00

Table 14: Colombo: Wholesale Prices (Rs/kg or Rs/piece)

Week 13: 27 Mar - 02 Apr 2026

COMMODITY	Range	Average Price			Change Compared to		COMMODITY	Range	Average Price			Change Compared to	
		This Week	Last Week	Last Year	Last Week (%)	Last Year (%)			This Week	Last Week	Last Year	Last Week (%)	Last Year (%)
Rice							Coconut						
Local							Large	155.00 - 165.00	160.83	160.00	187.50	0.52	-14.22
Samba 1	245.00 - 255.00	250.00	246.67	241.67	1.35	3.45	Small	135.00 - 145.00	140.83	140.00	166.25	0.60	-15.29
Samba 2	235.00 - 248.00	241.50	241.00	236.50	0.21	2.11							
Keeri Samba	330.00 - 340.00	335.00	335.00	270.00	0.00	24.07	Fruits (Rs/fruit)						
Nadu 1	205.00 - 212.00	208.89	206.25	227.00	1.28	-7.98	Plantain						
Nadu 2	200.00 - 205.00	203.00	200.80	221.00	1.10	-8.14	Ambul (Rs/kg)	100.00 - 150.00	129.23	115.83	92.00	11.57	40.47
Raw (Red)	190.00 - 200.00	194.38	194.00	217.00	0.19	-10.43	Kolikuttu (Rs/kg)	280.00 - 330.00	304.17	298.18	243.00	2.01	25.17
Raw (White)	205.00 - 210.00	208.33	198.00	221.00	5.22	-5.73	Seeni (Rs/kg)	100.00 - 140.00	122.50	120.83	108.00	1.38	13.43
Imported							Anamalu	31.00 - 43.00	37.91	37.17	28.10	2.00	34.91
Samba	-	-	-	233.00	-	-	Ambun	44.00 - 60.00	53.73	53.00	39.70	1.37	35.33
Nadu	-	-	-	-	-	-	Papaw(Rs/kg)	200.00 - 280.00	237.00	233.33	148.75	1.57	59.33
Raw (Red)	-	-	-	-	-	-	Passion Fruit	35.00 - 60.00	43.75	56.25	52.78	-22.22	-17.11
Raw (White)	-	-	-	-	-	-	Pineapple Large	300.00 - 340.00	322.50	395.00	483.33	-18.35	-33.28
Dried Chillies							Pineapple Medium	230.00 - 270.00	252.50	305.00	366.67	-17.21	-31.14
Imported	950.00 - 1000.00	976.67	910.00	600.00	7.33	62.78	Pineapple Small	190.00 - 230.00	210.00	236.25	290.00	-11.11	-27.59
Onion							Mango						
Sinnan	150.00 - 230.00	186.67	176.00	144.00	6.06	29.63	Betti	-	-	-	-	-	-
Vedalan	-	-	-	275.00	-	-	Karthakolomban	135.00 - 230.00	189.50	175.00	178.13	8.29	6.39
Imported	220.00 - 250.00	231.67	226.25	259.17	2.39	-10.61	Vilad	80.00 - 120.00	93.75	85.00	58.33	10.29	60.71
Big Onion							Kohu	-	-	-	-	-	-
Imported	145.00 - 160.00	152.14	149.00	109.38	2.11	39.10	Other						
Local	-	-	-	-	-	-	Wood Apple	60.00 - 76.00	68.00	69.20	100.63	-1.73	-32.42
Potato							Orange	25.00 - 35.00	29.00	29.09	44.38	-0.31	-34.65
Welimada	250.00 - 260.00	255.00	260.00	232.50	-1.92	9.68	Avocado	135.00 - 235.00	182.50	188.00	153.75	-2.93	18.70
N'Eliya	280.00 - 310.00	298.00	306.67	255.83	-2.83	16.48	Slime Apple	40.00 - 60.00	50.00	48.75	31.88	2.56	56.86
Imported	125.00 - 190.00	148.13	165.56	160.00	-10.53	-7.42	Grapes (Imp., Rs/kg)	1800.00 - 2450.00	2057.14	1891.67	1637.50	8.75	25.63
Pulses							King Coconut	170.00 - 220.00	191.25	170.00	188.75	12.50	1.32
Green Gram	750.00 - 850.00	796.00	776.67	758.33	2.49	4.97	Sea Fish						
Cowpea (White)	700.00 - 800.00	737.50	730.00	656.00	1.03	12.42	Salaya	350.00 - 450.00	407.14	411.11	271.82	-0.97	49.78
Cowpea (Red)	700.00 - 800.00	737.50	725.00	500.00	1.72	47.50	Hurulla	1000.00 - 1200.00	1085.71	878.57	915.00	23.58	18.66
Red Dhal	300.00 - 330.00	316.88	307.00	260.71	3.22	21.54	Balaya	800.00 - 1000.00	907.14	793.75	834.44	14.29	8.71
Vegetable							Kelawalla	1200.00 - 1400.00	1300.00	1142.86	1171.00	13.75	11.02
Beans (Butter)	-	-	-	-	-	-	Thora	2000.00 - 2600.00	2342.86	1842.86	1810.00	27.13	29.44
Beans(Green)	300.00 - 400.00	364.55	325.00	525.00	12.17	-30.56	Paraw	1000.00 - 1200.00	1142.86	1114.29	1283.33	2.56	-10.95
Carrot	280.00 - 350.00	315.00	301.82	503.00	4.37	-37.38	Mora	1300.00 - 1400.00	1366.67	1233.33	1042.22	10.81	31.13
Leeks	130.00 - 200.00	163.00	157.27	144.00	3.64	13.19	Shrimps	2350.00 - 2800.00	2562.50	2071.43	1745.00	23.71	46.85
Beetroot	40.00 - 180.00	104.67	80.00	216.92	30.83	-51.75	Thalapath	1400.00 - 1700.00	1571.43	1666.67	1710.00	-5.71	-8.10
Knolkhol	80.00 - 160.00	120.91	130.00	219.00	-6.99	-44.79	Eggs						
Raddish	40.00 - 80.00	60.00	55.45	100.00	8.20	-40.00	Brown	40.00 - 42.00	40.86	39.40	30.13	3.70	35.63
Cabbage	70.00 - 120.00	92.86	98.46	231.00	-5.69	-59.80	White	37.00 - 40.00	38.50	37.50	27.00	2.67	42.59
Tomato	70.00 - 100.00	84.00	89.17	221.00	-5.79	-61.99	Dried Fish						
Ladies Fingers	100.00 - 150.00	127.00	79.09	229.00	60.57	-44.54	Sprats	1400.00 - 1600.00	1506.25	1556.25	868.33	-3.21	73.46
Brinjal	100.00 - 180.00	138.33	234.62	475.00	-41.04	-70.88	Sprats (Imported)	1200.00 - 1350.00	1281.25	1140.00	650.00	12.39	97.12
Capsicum	100.00 - 200.00	147.27	150.83	615.00	-2.36	-76.05	Kattawa	1800.00 - 2200.00	1992.86	1918.75	-	3.86	-
Pumpkin	70.00 - 100.00	81.82	118.00	140.00	-30.66	-41.56	Kattawa (Imported)	2000.00 - 2300.00	2141.67	1971.43	1691.67	8.64	26.60
Cucumber	60.00 - 100.00	80.00	67.27	82.00	18.92	-2.44	Thora	2800.00 - 3100.00	2983.33	-	-	-	-
Bitter Gourd	120.00 - 200.00	155.45	133.00	376.00	16.88	-58.66	Thora (Imported)	2400.00 - 3200.00	2808.33	2792.86	-	0.55	-
Snake Gourd	120.00 - 250.00	179.00	110.00	291.00	62.73	-38.49	Mora	2600.00 - 2800.00	2691.67	2592.86	1785.00	3.81	50.79
Drumstick	-	-	-	-	-	-	Mora (Imported)	2500.00 - 2600.00	2521.43	2587.50	-	-2.55	-
Luffa	200.00 - 280.00	239.23	166.00	310.00	44.11	-22.83	Balaya	1450.00 - 1550.00	1483.33	1435.71	1032.86	3.32	43.61
Long Beans	100.00 - 180.00	143.33	85.45	237.00	67.73	-39.52	Balaya (Imported)	-	-	-	-	-	-
Ash Plantain	100.00 - 130.00	116.36	128.18	136.00	-9.22	-14.44	Anguluwa	1800.00 - 2000.00	1850.00	2000.00	-	-7.50	-
Green Chillies	150.00 - 230.00	189.09	275.00	505.00	-31.24	-62.56	Anguluwa (Imported)	1800.00 - 2000.00	1912.50	1914.29	1541.67	-0.09	24.05
Lime	60.00 - 150.00	103.64	72.14	129.00	43.65	-19.66	Maduwa	1400.00 - 1750.00	1575.00	1606.25	1255.00	-1.95	25.50
Root Crops							Maduwa (Imported)	-	-	-	-	-	-
Sweet Potato	100.00 - 140.00	123.33	135.00	161.00	-8.64	-23.40	Koduwa	-	-	-	-	-	-
Manioc	120.00 - 140.00	130.00	121.11	102.00	7.34	27.45	Koduwa (Imported)	-	-	-	-	-	-
Leafy Vegetable							Salaya	800.00 - 850.00	828.57	781.25	800.00	6.06	3.57
Mukunuwenna	35.00 - 40.00	37.50	40.00	32.50	-6.25	15.38	Salaya (Imported)	-	-	-	-	-	-
Kankun	35.00 - 40.00	37.50	40.00	32.50	-6.25	15.38							
Gotukola (Rs/kg)	200.00 - 300.00	250.00	225.00	300.00	11.11	-16.67							

This Week: Week 13: 27 Mar - 02 Apr 2026
 Last Week: Week 12: 20 - 26 Mar 2026

Table 15: Colombo &Suburbs: Retail Prices (Rs/kg or Rs/piece)

Week 13: 27 Mar - 02 Apr 2026

COMMODITY	Range	Average Price			Change Compared to		COMMODITY	Range	Average Price			Change Compared to	
		This Week	Last Week	Last Year	Last Week (%)	Last Year (%)			This Week	Last Week	Last Year	Last Week (%)	Last Year (%)
<u>Rice</u>													
Local													
Samba 1	270.00 - 285.00	279.00	268.50	252.86	10.50	10.34	Large	170.00 - 190.00	185.25	184.21	207.37	1.04	-10.67
Samba 2	-	-	-	-	-	-	Small	150.00 - 170.00	160.00	158.53	178.68	1.47	-10.46
Keeri Samba	370.00 - 390.00	380.00	370.31	301.67	9.69	25.97	<u>Fruits (Rs/fruit)</u>						
Nadu 1	225.00 - 240.00	230.95	229.04	241.60	1.91	-4.41	Plantain						
Nadu 2	-	-	-	-	-	-	Ambul (Rs/kg)	160.00 - 250.00	216.19	214.50	167.50	1.69	29.07
Raw (Red)	210.00 - 220.00	218.10	213.64	234.29	4.46	-6.91	Kolikuttu (Rs/kg)	350.00 - 450.00	390.00	384.50	346.96	5.50	12.41
Raw (White)	210.00 - 230.00	223.33	221.75	231.52	1.58	-3.54	Seeni (Rs/kg)	160.00 - 250.00	203.75	201.50	186.00	2.25	9.54
Imported													
Samba	320.00 - 340.00	326.67	320.45	246.58	6.21	32.48	Anamalu	40.00 - 60.00	49.23	46.58	42.50	2.65	15.84
Nadu	-	-	-	-	-	-	Ambun	60.00 - 80.00	70.00	68.82	55.31	1.18	26.55
Raw (Red)	-	-	-	-	-	-	Papaw(Rs/kg)	300.00 - 400.00	372.11	373.64	237.14	-1.53	56.91
Raw (White)	-	-	-	-	-	-	Passion Fruit	70.00 - 100.00	87.69	103.00	82.65	-15.31	6.10
<u>Dried Chillies</u>													
Imported	1100.00 - 1400.00	1225.00	1132.50	831.43	92.50	47.34	Pineapple Large	400.00 - 500.00	424.44	449.44	578.00	-25.00	-26.57
<u>Onion</u>													
Sinnan	-	-	-	-	-	-	Pineapple Medium	300.00 - 380.00	332.86	348.33	424.74	-15.48	-21.63
Vedalan	-	-	-	-	-	-	Pineapple Small	230.00 - 280.00	247.14	269.41	341.76	-22.27	-27.69
Imported	350.00 - 480.00	412.61	370.87	406.33	41.74	1.55	Mango						
Big Onion													
Imported	180.00 - 240.00	213.91	199.20	171.46	14.71	24.76	Betti	-	-	-	-	-	-
Local	-	-	-	-	-	-	Karthakolomban	230.00 - 300.00	255.00	289.00	246.84	-34.00	3.30
<u>Potato</u>													
Welimada	350.00 - 360.00	356.00	356.67	345.00	-0.67	3.19	Vilad	170.00 - 270.00	207.00	142.86	-	64.14	-
N'Eliya	380.00 - 460.00	405.91	406.67	408.80	-0.76	-0.71	Kohu	-	-	-	-	-	-
Imported	180.00 - 240.00	211.67	213.91	217.35	-2.25	-2.62	<u>Other</u>						
<u>Pulses</u>													
Green Gram	880.00 - 1000.00	950.00	947.00	848.39	3.00	11.98	Wood Apple	100.00 - 160.00	127.14	120.63	174.47	6.52	-27.13
Cowpea (White)	900.00 - 1200.00	1040.00	1035.79	828.33	4.21	25.55	Orange	50.00 - 100.00	70.71	68.89	79.72	1.83	-11.30
Cowpea (Red)	900.00 - 1200.00	1029.55	1022.22	817.92	7.32	25.87	Avocado	230.00 - 430.00	300.91	305.00	234.29	-4.09	28.44
Red Dhal	340.00 - 370.00	352.86	324.76	299.49	28.10	17.82	Slime Apple	60.00 - 160.00	109.00	100.94	82.31	8.06	32.43
<u>Vegetable</u>													
Beans (Butter)	-	-	-	-	-	-	Grapes (Imp., Rs/kg)	2400.00 - 3200.00	2690.91	2513.33	2189.47	177.58	22.90
Beans(Green)	350.00 - 500.00	436.00	398.82	664.07	37.18	-34.34	King Coconut	200.00 - 250.00	237.00	213.33	229.41	23.67	3.31
Carrot	320.00 - 500.00	420.00	416.67	702.96	3.33	-40.25	<u>Sea Fish</u>						
Leeks	220.00 - 400.00	343.33	336.67	291.60	6.67	17.74	Salaya	500.00 - 800.00	605.71	635.38	485.24	-29.67	24.83
Beetroot	200.00 - 360.00	264.80	264.09	390.40	0.71	-32.17	Hurulla	1100.00 - 1300.00	1218.18	1191.67	1092.14	26.52	11.54
Knolkhol	120.00 - 360.00	293.33	333.33	386.00	-40.00	-24.01	Balaya	1200.00 - 2000.00	1458.33	1160.00	1055.00	298.33	38.23
Raddish	160.00 - 320.00	225.38	219.05	244.50	6.34	-7.82	Kelawalla	1500.00 - 2800.00	2293.75	2292.86	1865.24	0.89	22.97
Cabbage	120.00 - 360.00	247.62	253.33	394.62	-5.71	-37.25	Thora	2700.00 - 4000.00	3436.36	3372.73	2590.48	63.64	32.65
Tomato	120.00 - 260.00	205.38	220.59	372.40	-15.20	-44.85	Paraw	1400.00 - 2600.00	1984.62	1945.45	1786.84	39.16	11.07
Ladies Fingers	160.00 - 360.00	277.50	246.00	362.08	31.50	-23.36	Mora	1600.00 - 2000.00	1868.75	1857.14	-	11.61	-
Brinjal	220.00 - 400.00	309.23	366.67	593.20	-57.44	-47.87	Shrimps	2400.00 - 2900.00	2760.53	2892.31	2122.50	-131.78	30.06
Capsicum	320.00 - 400.00	370.53	357.06	803.60	13.47	-53.89	Thalalpath	2000.00 - 3000.00	2645.45	2823.08	2435.71	-177.62	8.61
Pumpkin	200.00 - 240.00	225.45	220.00	256.67	5.45	-12.16	<u>Eggs</u>						
Cucumber	160.00 - 240.00	213.85	192.35	224.17	21.49	-4.60	Brown	41.00 - 46.00	43.50	40.69	33.53	2.81	29.75
Bitter Gourd	220.00 - 400.00	338.18	317.00	541.30	21.18	-37.52	White	40.00 - 44.00	41.46	39.23	32.05	2.23	29.35
Snake Gourd	280.00 - 360.00	316.00	282.11	413.04	33.89	-23.49	<u>Dried Fish</u>						
Drumstick	-	-	-	-	-	-	Sprats	1600.00 - 2400.00	2004.76	1935.29	1565.00	69.47	28.10
Luffa	260.00 - 400.00	336.67	303.18	445.65	33.48	-24.46	Sprats (Imported)	1400.00 - 1700.00	1525.00	1406.25	1023.81	118.75	48.95
Long Beans	160.00 - 360.00	276.36	272.27	414.80	4.09	-33.37	Kattawa	2400.00 - 3200.00	2781.25	2776.47	2370.59	4.78	17.32
Ash Plantain	180.00 - 320.00	255.00	268.89	253.60	-13.89	0.55	Thora	3400.00 - 4200.00	4200.00	3466.67	-	733.33	-
Green Chillies	350.00 - 600.00	513.04	522.22	786.40	-9.18	-34.76	Mora	2800.00 - 3200.00	2969.23	2993.75	2466.67	-24.52	20.37
Lime	230.00 - 560.00	372.08	260.00	356.09	112.08	4.49	Balaya	1600.00 - 2600.00	2135.71	2100.00	1676.19	35.71	27.41
<u>Root Crops</u>													
Sweet Potato	200.00 - 320.00	255.83	275.00	303.33	-19.17	-15.66	Anguluwa	2000.00 - 3000.00	2453.85	2618.18	2271.43	-164.34	8.03
Manioc	180.00 - 240.00	214.17	212.63	207.92	1.54	3.01	Maduwa	-	-	-	-	-	-
<u>Leafy Vegetable(Rs/bundle)</u>													
Mukunuwenna	60.00 - 90.00	78.75	85.29	71.32	-6.54	10.42	Koduwa	-	-	-	-	-	-
Kankun	60.00 - 90.00	78.75	85.29	70.83	-6.54	11.18	Salaya	1000.00 - 1200.00	1100.00	1087.50	1231.25	12.50	-10.66
Gotukola	180.00 - 320.00	262.50	223.13	254.50	39.38	3.14	<u>Meat</u>						
Beef (without Bones)													
Chicken (Broiler)													
Chicken (Curry)													
Mutton													
Pork													

This Week: Week 13: 27 Mar - 02 Apr 2026
 Last Week: Week 12: 20 - 26 Mar 2026

Table 16: Farmgate/Producer Prices of Food Commodities in Selected Producing Areas (Rs/kg)

Week 13: 27 Mar - 02 Apr 2026

COMMODITY	Range	Average Price	COMMODITY	Range	Average Price	COMMODITY	Range	Average Price
<u>Paddy</u>			<u>Vegetable (Up Country)</u>			<u>Snake Gourd</u>		
Short Grain			Beans			Dambulla	60.00 - 76.00	69.80
A'pura	131.00 - 135.00	132.60	Dambulla	290.00 - 320.00	304.00	Hambantota	-	
P'naruwa	125.00 - 125.00	125.00	Welimada	265.00 - 280.00	272.00	Embilipitiya	100.00 - 120.00	107.50
Kalawewa	130.00 - 135.00	133.40	Badulla	180.00 - 200.00	190.00	Matara	-	
Kurunegala	135.00 - 140.00	137.67	Carrot			A'pura	60.00 - 80.00	68.00
Dehiattakandiya	135.00 - 138.00	136.00	N'Eliya	265.00 - 270.00	267.00	Luffa		
Nikaweratiya	135.00 - 140.00	137.50	Welimada	200.00 - 230.00	219.00	Dambulla	125.00 - 145.00	136.00
Ampara	130.00 - 140.00	136.25	Hanguranketha	200.00 - 250.00	227.50	Hambantota	-	
Long Grain (White)			Leeks			Embilipitiya	180.00 - 200.00	187.50
A'pura	110.00 - 115.00	112.00	N'Eliya	130.00 - 140.00	135.00	Matara	-	
P'naruwa	97.00 - 98.00	97.60	Welimada	100.00 - 125.00	111.00	A'pura	120.00 - 140.00	128.00
Kalawewa	112.00 - 115.00	114.00	Beetroot			Green Chillies		
Kurunegala	110.00 - 116.00	113.25	N'Eliya	60.00 - 65.00	63.00	Dambulla	220.00 - 260.00	242.00
Dehiattakandiya	112.00 - 115.00	113.33	Dambulla	72.00 - 82.00	76.50	Hambantota	-	
Embilipitiya	-		Kurunegala	-		Embilipitiya	300.00 - 320.00	312.50
Nikaweratiya	100.00 - 115.00	108.60	Welimada	70.00 - 90.00	78.00	Puttalam	162.00 - 238.00	200.00
Hambantota	-		Hanguranketha	-		A'pura	260.00 - 300.00	276.00
Ampara	109.00 - 120.00	114.00	Knol Khol			Pumpkin		
Long Grain (Red)			N'Eliya	45.00 - 55.00	49.00	Dambulla	40.00 - 52.00	46.60
Matara	100.00 - 110.00	105.75	Welimada	65.00 - 80.00	72.00	Hambantota	-	
Hambantota	95.00 - 100.00	96.67	Hanguranketha	90.00 - 100.00	96.67	Embilipitiya	80.00 - 100.00	90.00
Embilipitiya	105.00 - 106.00	105.33	Raddish			Matara	70.00 - 80.00	75.00
Keeri Samba			N'Eliya	16.00 - 18.00	17.40	A'pura	60.00 - 70.00	64.00
A'pura	165.00 - 175.00	169.00	Welimada	20.00 - 25.00	22.60	Moneragala	50.00 - 60.00	54.00
P'naruwa	158.00 - 159.00	158.60	Hambantota	-		Cucumber		
Kalawewa	168.00 - 175.00	172.00	Hanguranketha	20.00 - 30.00	25.00	A'pura	50.00 - 60.00	54.00
Kurunegala	160.00 - 170.00	164.75	Cabbage			Dambulla	45.00 - 57.00	51.40
Dehiattakandiya	-		N'Eliya	40.00 - 50.00	45.00	Hambantota	-	
Red Onion			Welimada	55.00 - 65.00	60.00	Matara	40.00 - 55.00	48.33
Puttalam	171.00 - 190.00	180.50	Badulla	50.00 - 70.00	60.00	Long Beans		
Jaffna	-		Hanguranketha	80.00 - 100.00	90.00	Dambulla	95.00 - 110.00	102.00
Big Onion			Tomato			Hambantota	-	
Dambulla	-		Welimada	30.00 - 45.00	38.00	Embilipitiya	100.00 - 120.00	112.50
Kalawewa	-		Hambantota	-		Matara	70.00 - 90.00	80.00
A'pura	-		Dambulla	45.00 - 54.00	49.80	A'pura	100.00 - 120.00	108.00
Potato			Hanguranketha	80.00 - 100.00	90.00	Ash Plantain		
N'Eliya	245.00 - 255.00	249.00	Vegetable (Low Country)			Hambantota	100.00 - 100.00	100.00
Badulla	-		Ladies Fingers			Embilipitiya	80.00 - 100.00	87.50
Welimada	230.00 - 240.00	235.00	A'pura	90.00 - 110.00	98.00	Matara	-	
Pulses			Dambulla	90.00 - 110.00	101.00	Lime		
Green Gram			Hambantota	60.00 - 80.00	70.00	Hambantota	-	
Hambantota	-		Embilipitiya	80.00 - 100.00	90.00	Embilipitiya	130.00 - 150.00	140.00
Moneragala	700.00 - 750.00	720.00	Matara	90.00 - 100.00	95.00	Moneragala	110.00 - 120.00	114.00
Embilipitiya	740.00 - 750.00	745.00	Brinjal			Fruits (Rs/kg)		
Nikaweratiya	450.00 - 480.00	465.00	A'pura	80.00 - 100.00	88.00	Banana		
A'pura	700.00 - 740.00	716.00	Dambulla	67.00 - 76.00	72.60	Ambul		
Cowpea			Hambantota	50.00 - 60.00	55.00	Moneragala	60.00 - 65.00	62.00
Hambantota	-		Embilipitiya	80.00 - 100.00	90.00	Embilipitiya	40.00 - 70.00	54.00
Nikaweratiya	-		Matara	110.00 - 130.00	122.50	Hambantota	60.00 - 70.00	65.00
Moneragala	500.00 - 550.00	520.00	Welimada	70.00 - 80.00	75.00	Kolikuttu		
Embilipitiya	690.00 - 700.00	695.00	Capsicum			Moneragala	200.00 - 220.00	208.00
Maize			Badulla	150.00 - 250.00	200.00	Embilipitiya	200.00 - 240.00	224.00
A'pura	145.00 - 147.00	145.80	Welimada	120.00 - 140.00	127.50	Hambantota	180.00 - 200.00	190.00
Kalawewa	135.00 - 142.00	138.00	Bitter Gourd			Papaw		
Gingelly			A'pura	100.00 - 120.00	108.00	Moneragala	80.00 - 100.00	88.00
A'pura	-		Dambulla	86.00 - 105.00	97.20	Embilipitiya	140.00 - 150.00	146.25
Kalawewa	-		Hambantota	-		Hambantota	130.00 - 140.00	135.00
Black Gram			Embilipitiya	200.00 - 230.00	215.00	Pineapple		
A'pura	-		Matara	-		Divulapitiya	-	
Kalawewa	-							

Annex 01 - Colombo Markets: Retail Prices of Rice and Subsidiary Food Crops (Rs/kg)

Week 13: 27 Mar - 02 Apr 2026

27

CROP	PELIYAGODA	MAHARAGAMA	KIRULAPONE	NUGEGODA	NARAHENPITA	DEMATAGODA	THOTALANGA	KADAWATHA	KIRIBATHGODA
<i>Rice</i>									
Local									
Samba 1	280.00 - 280.00	275.00 - 275.00	280.00 - 285.00	280.00 - 285.00	275.00 - 280.00	280.00 - 280.00	270.00 - 270.00	270.00 - 280.00	270.00 - 285.00
Samba 2	-	-	-	-	-	-	-	-	-
Keeri Samba	370.00 - 380.00	380.00 - 380.00	380.00 - 385.00	385.00 - 390.00	380.00 - 385.00	-	370.00 - 370.00	370.00 - 370.00	380.00 - 385.00
Nadu 1	230.00 - 240.00	230.00 - 230.00	230.00 - 240.00	225.00 - 230.00	225.00 - 230.00	240.00 - 240.00	230.00 - 230.00	225.00 - 230.00	230.00 - 240.00
Nadu 2	-	-	-	-	-	-	-	-	-
Raw (Red)	220.00 - 220.00	220.00 - 220.00	210.00 - 220.00	210.00 - 220.00	210.00 - 220.00	220.00 - 220.00	220.00 - 220.00	220.00 - 220.00	210.00 - 220.00
Raw (White)	220.00 - 220.00	220.00 - 220.00	210.00 - 230.00	210.00 - 230.00	220.00 - 230.00	230.00 - 230.00	220.00 - 230.00	225.00 - 230.00	220.00 - 230.00
Imported									
Samba	-	-	320.00 - 340.00	320.00 - 320.00	-	-	-	-	320.00 - 340.00
Nadu	-	-	-	-	-	-	-	-	-
Raw (Red)	-	-	-	-	-	-	-	-	-
Raw (White)	-	-	-	-	-	-	-	-	-
<i>Dried Chillies</i>									
Imported	1150.00 - 1200.00	1250.00 - 1250.00	1100.00 - 1200.00	1100.00 - 1300.00	1200.00 - 1300.00	1300.00 - 1300.00	1400.00 - 1400.00	1200.00 - 1400.00	1200.00 - 1350.00
<i>Red Onion</i>									
Sinnan	-	-	-	-	-	-	-	-	-
Vedalan	-	-	-	-	-	-	-	-	-
Imported	350.00 - 400.00	400.00 - 480.00	350.00 - 400.00	350.00 - 480.00	440.00 - 480.00	400.00 - 400.00	380.00 - 400.00	350.00 - 370.00	440.00 - 480.00
<i>Big Onion</i>									
Imported	180.00 - 200.00	200.00 - 220.00	200.00 - 220.00	220.00 - 240.00	220.00 - 240.00	200.00 - 220.00	200.00 - 220.00	200.00 - 220.00	200.00 - 240.00
Local	-	-	-	-	-	-	-	-	-
<i>Potato</i>									
Welimada	350.00 - 360.00	-	-	-	-	-	-	360.00 - 360.00	350.00 - 360.00
N'Eliya	380.00 - 420.00	460.00 - 460.00	380.00 - 400.00	450.00 - 460.00	420.00 - 460.00	460.00 - 460.00	380.00 - 400.00	380.00 - 400.00	380.00 - 400.00
Imported	180.00 - 220.00	240.00 - 240.00	180.00 - 240.00	220.00 - 240.00	200.00 - 240.00	220.00 - 240.00	200.00 - 220.00	200.00 - 220.00	200.00 - 220.00
<i>Pulses</i>									
Green Gram	880.00 - 900.00	980.00 - 980.00	900.00 - 1000.00	950.00 - 1000.00	980.00 - 1000.00	900.00 - 1000.00	880.00 - 880.00	900.00 - 900.00	880.00 - 1000.00
Cowpea (White)	900.00 - 1000.00	1000.00 - 1000.00	900.00 - 1000.00	1100.00 - 1200.00	1000.00 - 1200.00	950.00 - 950.00	1000.00 - 1000.00	900.00 - 900.00	1100.00 - 1200.00
Cowpea (Red)	900.00 - 1000.00	1000.00 - 1000.00	900.00 - 1000.00	1000.00 - 1200.00	1000.00 - 1100.00	950.00 - 950.00	900.00 - 1000.00	900.00 - 900.00	1000.00 - 1200.00
Red Dhal	340.00 - 360.00	340.00 - 340.00	340.00 - 360.00	350.00 - 370.00	360.00 - 370.00	360.00 - 360.00	340.00 - 360.00	340.00 - 360.00	340.00 - 350.00

Annex 02 - Colombo Markets: Retail Prices of Vegetables (Rs/kg) and Coconut (Rs/nut)

Week 13: 27 Mar - 02 Apr 2026

28

CROP	PELIYAGODA	MAHARAGAMA	KIRULAPONE	NUGEGODA	NARAHENPITA	DEMATAGODA	THOTALANGA	KADAWATHA	KIRIBATHGODA
<u>Vegetable</u>									
Beans	420.00 - 450.00	480.00 - 500.00	450.00 - 480.00	450.00 - 480.00	480.00 - 500.00	500.00 - 500.00	350.00 - 400.00	400.00 - 480.00	350.00 - 400.00
Carrot	320.00 - 330.00	480.00 - 500.00	420.00 - 480.00	480.00 - 480.00	450.00 - 450.00	480.00 - 480.00	360.00 - 400.00	320.00 - 400.00	400.00 - 480.00
Leeks	230.00 - 240.00	400.00 - 400.00	360.00 - 400.00	400.00 - 400.00	320.00 - 320.00	-	220.00 - 240.00	320.00 - 340.00	320.00 - 340.00
Beetroot	200.00 - 240.00	360.00 - 360.00	260.00 - 280.00	240.00 - 360.00	240.00 - 260.00	320.00 - 320.00	200.00 - 240.00	240.00 - 260.00	240.00 - 260.00
Knolkhol	120.00 - 160.00	320.00 - 360.00	280.00 - 320.00	360.00 - 360.00	320.00 - 360.00	-	240.00 - 280.00	320.00 - 340.00	320.00 - 340.00
Raddish	200.00 - 220.00	320.00 - 320.00	200.00 - 220.00	240.00 - 320.00	240.00 - 240.00	200.00 - 200.00	160.00 - 180.00	160.00 - 180.00	240.00 - 260.00
Cabbage	120.00 - 160.00	360.00 - 360.00	360.00 - 360.00	320.00 - 320.00	240.00 - 260.00	240.00 - 240.00	200.00 - 240.00	230.00 - 240.00	320.00 - 340.00
Tomato	120.00 - 160.00	240.00 - 260.00	240.00 - 260.00	240.00 - 260.00	160.00 - 200.00	240.00 - 240.00	120.00 - 180.00	160.00 - 240.00	200.00 - 240.00
Ladies Fingers	160.00 - 200.00	360.00 - 360.00	320.00 - 340.00	320.00 - 360.00	240.00 - 280.00	-	180.00 - 280.00	200.00 - 240.00	320.00 - 340.00
Brinjal	220.00 - 240.00	360.00 - 400.00	320.00 - 340.00	360.00 - 400.00	240.00 - 300.00	400.00 - 400.00	240.00 - 300.00	280.00 - 320.00	300.00 - 320.00
Capsicum	320.00 - 360.00	400.00 - 400.00	360.00 - 400.00	400.00 - 400.00	400.00 - 400.00	400.00 - 400.00	320.00 - 360.00	360.00 - 400.00	400.00 - 400.00
Pumpkin	200.00 - 240.00	240.00 - 240.00	240.00 - 240.00	240.00 - 240.00	240.00 - 240.00	240.00 - 240.00	200.00 - 220.00	220.00 - 240.00	240.00 - 240.00
Cucumber	200.00 - 220.00	220.00 - 240.00	200.00 - 240.00	200.00 - 240.00	200.00 - 240.00	240.00 - 240.00	160.00 - 180.00	200.00 - 220.00	240.00 - 240.00
Bitter Gourd	220.00 - 240.00	400.00 - 400.00	360.00 - 400.00	400.00 - 400.00	300.00 - 320.00	-	260.00 - 360.00	240.00 - 300.00	400.00 - 400.00
Snake Gourd	300.00 - 320.00	320.00 - 360.00	320.00 - 340.00	360.00 - 360.00	280.00 - 320.00	280.00 - 280.00	280.00 - 300.00	280.00 - 320.00	-
Drumstick	-	-	-	-	-	-	-	-	-
Luffa	300.00 - 320.00	320.00 - 400.00	360.00 - 400.00	320.00 - 400.00	320.00 - 400.00	-	260.00 - 320.00	260.00 - 280.00	320.00 - 320.00
Long Beans	180.00 - 220.00	320.00 - 360.00	280.00 - 320.00	320.00 - 360.00	260.00 - 280.00	-	200.00 - 240.00	160.00 - 180.00	240.00 - 280.00
Ash Plantain	220.00 - 240.00	300.00 - 320.00	260.00 - 280.00	320.00 - 320.00	260.00 - 280.00	280.00 - 280.00	180.00 - 240.00	200.00 - 240.00	240.00 - 240.00
Green Chillies	500.00 - 560.00	540.00 - 600.00	560.00 - 600.00	600.00 - 600.00	500.00 - 600.00	600.00 - 600.00	350.00 - 400.00	550.00 - 600.00	350.00 - 360.00
Lime	230.00 - 240.00	360.00 - 400.00	560.00 - 560.00	300.00 - 400.00	300.00 - 300.00	320.00 - 320.00	240.00 - 280.00	350.00 - 400.00	480.00 - 550.00
<u>Root Crops</u>									
Sweet Potato	200.00 - 220.00	320.00 - 320.00	280.00 - 320.00	240.00 - 280.00	240.00 - 280.00	240.00 - 240.00	220.00 - 260.00	240.00 - 260.00	200.00 - 220.00
Manioc	180.00 - 220.00	220.00 - 240.00	220.00 - 240.00	220.00 - 240.00	200.00 - 200.00	240.00 - 240.00	180.00 - 180.00	180.00 - 220.00	200.00 - 220.00
<u>Leafy Vegetable</u>									
Mukunuwenna	80.00 - 90.00	70.00 - 80.00	80.00 - 80.00	70.00 - 80.00	80.00 - 80.00	-	60.00 - 70.00	80.00 - 90.00	80.00 - 90.00
Kankun	80.00 - 90.00	70.00 - 80.00	80.00 - 80.00	70.00 - 80.00	80.00 - 80.00	-	60.00 - 70.00	80.00 - 90.00	80.00 - 90.00
Gotukola	240.00 - 260.00	280.00 - 320.00	240.00 - 320.00	280.00 - 320.00	180.00 - 180.00	-	240.00 - 240.00	240.00 - 260.00	280.00 - 320.00
<u>Coconut</u>									
Large	170.00 - 180.00	180.00 - 190.00	180.00 - 190.00	180.00 - 190.00	185.00 - 185.00	180.00 - 190.00	180.00 - 190.00	180.00 - 190.00	190.00 - 190.00
Small	150.00 - 160.00	160.00 - 170.00	150.00 - 160.00	160.00 - 170.00	150.00 - 160.00	160.00 - 170.00	160.00 - 170.00	160.00 - 170.00	160.00 - 170.00

Annex 03 - Colombo Markets: Retail Prices of Fruits (Rs/fruit)

Week 13: 27 Mar - 02 Apr 2026

29

CROP	PELIYAGODA	MAHARAGAMA	KIRULAPONE	NUGEGODA	NARAHENPITA	DEMATAGODA	THOTALANGA	KADAWATHA	KIRIBATHGODA
<i>Plantain</i>									
Ambul (Rs/Kg)	160.00 - 200.00	220.00 - 240.00	250.00 - 250.00	230.00 - 240.00	200.00 - 200.00	200.00 - 200.00	160.00 - 200.00	200.00 - 220.00	200.00 - 220.00
Kolikuttu (Rs/Kg)	350.00 - 400.00	420.00 - 420.00	450.00 - 450.00	380.00 - 390.00	400.00 - 400.00	420.00 - 420.00	350.00 - 350.00	350.00 - 400.00	350.00 - 360.00
Seeni (Rs/Kg)	170.00 - 200.00	230.00 - 230.00	250.00 - 250.00	230.00 - 240.00	200.00 - 200.00	200.00 - 200.00	160.00 - 180.00	180.00 - 200.00	160.00 - 180.00
Anamalu	40.00 - 50.00	50.00 - 50.00	50.00 - 60.00	50.00 - 60.00	40.00 - 40.00	40.00 - 40.00	50.00 - 50.00	40.00 - 40.00	50.00 - 60.00
Ambun	60.00 - 70.00	70.00 - 70.00	80.00 - 80.00	70.00 - 80.00	70.00 - 70.00	60.00 - 60.00	70.00 - 70.00	60.00 - 70.00	60.00 - 60.00
<i>Pineapple</i>									
Large	400.00 - 420.00	400.00 - 440.00	400.00 - 500.00	400.00 - 450.00	400.00 - 400.00	400.00 - 400.00	400.00 - 430.00	400.00 - 450.00	400.00 - 450.00
Medium	300.00 - 350.00	300.00 - 350.00	300.00 - 380.00	-	-	-	-	-	-
Small	240.00 - 280.00	230.00 - 250.00	230.00 - 250.00	-	-	-	-	-	-
<i>Mango</i>									
Betti	-	-	-	-	-	-	-	-	-
Karthakolomban	270.00 - 300.00	-	270.00 - 270.00	230.00 - 250.00	230.00 - 230.00	230.00 - 230.00	-	230.00 - 230.00	250.00 - 250.00
Vilad	230.00 - 230.00	200.00 - 200.00	170.00 - 170.00	200.00 - 270.00	170.00 - 170.00	-	-	200.00 - 200.00	200.00 - 200.00
Kohu	-	-	-	-	-	-	-	-	-
<i>Other Fruits</i>									
Wood Apple	100.00 - 120.00	120.00 - 140.00	140.00 - 140.00	160.00 - 160.00	140.00 - 140.00	160.00 - 160.00	100.00 - 100.00	120.00 - 120.00	160.00 - 160.00
Orange	50.00 - 60.00	70.00 - 80.00	80.00 - 100.00	80.00 - 80.00	70.00 - 70.00	-	50.00 - 50.00	70.00 - 70.00	100.00 - 100.00
Avocado	330.00 - 400.00	-	400.00 - 400.00	330.00 - 430.00	-	-	230.00 - 230.00	230.00 - 270.00	230.00 - 230.00
Slime Apple	60.00 - 70.00	-	120.00 - 160.00	120.00 - 160.00	100.00 - 100.00	-	80.00 - 80.00	120.00 - 120.00	100.00 - 100.00
Grapes (Rs/Kg)	2400.00 - 2400.00	2400.00 - 2400.00	2800.00 - 3000.00	2500.00 - 3000.00	3200.00 - 3200.00	2800.00 - 2800.00	2400.00 - 2400.00	2600.00 - 2600.00	2500.00 - 2500.00
Papaw (Rs/Kg)	300.00 - 350.00	340.00 - 350.00	400.00 - 400.00	350.00 - 400.00	350.00 - 350.00	350.00 - 350.00	350.00 - 400.00	350.00 - 400.00	400.00 - 400.00
Passion	70.00 - 70.00	-	100.00 - 100.00	80.00 - 100.00	70.00 - 70.00	70.00 - 70.00	80.00 - 100.00	100.00 - 100.00	100.00 - 100.00
King Coconut	230.00 - 250.00	240.00 - 250.00	-	230.00 - 250.00	250.00 - 250.00	-	200.00 - 200.00	220.00 - 220.00	250.00 - 250.00

Annex 04 - Colombo Markets: Retail Prices of Sea Fish and Dried Fish (Rs/kg)

Week 13: 27 Mar - 02 Apr 2026

30

CROP	PELIYAGODA	MAHARAGAMA	KIRULAPONE	NUGEGODA	NARAHENPITA	DEMATAGODA	THOTALANGA	KADAWATHA	KIRIBATHGODA
<u>Sea Fish</u>									
Salaya	500.00 - 550.00	600.00 - 600.00	600.00 - 600.00	700.00 - 700.00	-	750.00 - 800.00	600.00 - 600.00	560.00 - 600.00	520.00 - 600.00
Hurulla	1100.00 - 1200.00	-	-	1200.00 - 1200.00	-	1200.00 - 1300.00	1200.00 - 1200.00	1200.00 - 1300.00	1200.00 - 1200.00
Balaya	1400.00 - 1600.00	1600.00 - 1600.00	2000.00 - 2000.00	-	-	1400.00 - 1600.00	1200.00 - 1300.00	1300.00 - 1300.00	1300.00 - 1300.00
Kelawalla	1500.00 - 1600.00	2400.00 - 2400.00	2600.00 - 2800.00	2800.00 - 2800.00	-	2000.00 - 2200.00	2000.00 - 2200.00	2200.00 - 2400.00	2400.00 - 2400.00
Thora	2700.00 - 3000.00	3600.00 - 3600.00	4000.00 - 4000.00	3600.00 - 3600.00	-	3500.00 - 3500.00	3200.00 - 3400.00	3600.00 - 3600.00	-
Paraw	1400.00 - 1500.00	2000.00 - 2000.00	2600.00 - 2600.00	2600.00 - 2600.00	-	2300.00 - 2400.00	1600.00 - 2000.00	2000.00 - 2000.00	2000.00 - 2000.00
Mora	1600.00 - 1700.00	-	-	-	-	2000.00 - 2000.00	2000.00 - 2000.00	2000.00 - 2000.00	-
Shrimps Small	2600.00 - 2800.00	2400.00 - 2400.00	2800.00 - 2800.00	2400.00 - 2400.00	-	2700.00 - 2800.00	2800.00 - 2900.00	2800.00 - 2900.00	2800.00 - 2800.00
Talapath	2000.00 - 2100.00	3000.00 - 3000.00	-	3000.00 - 3000.00	-	2800.00 - 2800.00	2800.00 - 2800.00	2800.00 - 2800.00	3000.00 - 3000.00
<u>Eggs (Rs/egg)</u>									
Brown	-	44.00 - 45.00	45.00 - 46.00	44.00 - 44.00	-	41.00 - 42.00	43.00 - 43.00	43.00 - 43.00	43.00 - 43.00
White	-	42.00 - 43.00	44.00 - 44.00	41.00 - 42.00	-	40.00 - 41.00	40.00 - 40.00	40.00 - 41.00	40.00 - 41.00
<u>Dried Fish</u>									
Sprats	1600.00 - 1900.00	2000.00 - 2400.00	2000.00 - 2400.00	2200.00 - 2400.00	2000.00 - 2400.00	1800.00 - 1800.00	1800.00 - 2000.00	2000.00 - 2000.00	2200.00 - 2200.00
Kattawa	2600.00 - 2800.00	3000.00 - 3000.00	2600.00 - 2700.00	2800.00 - 3200.00	3200.00 - 3200.00	2400.00 - 2600.00	2800.00 - 2800.00	2400.00 - 2400.00	2800.00 - 2800.00
Thora	-	-	-	3400.00 - 3800.00	4200.00 - 4200.00	-	-	3400.00 - 3400.00	-
Mora	2800.00 - 2800.00	3000.00 - 3000.00	2800.00 - 2800.00	3200.00 - 3200.00	2800.00 - 2800.00	2800.00 - 2800.00	3000.00 - 3000.00	3000.00 - 3000.00	3200.00 - 3200.00
Balaya	1600.00 - 1800.00	2400.00 - 2400.00	2400.00 - 2400.00	2600.00 - 2600.00	-	1600.00 - 1600.00	2000.00 - 2200.00	2000.00 - 2200.00	2400.00 - 2400.00
Anguluwa	2000.00 - 2400.00	2300.00 - 2400.00	-	2800.00 - 3000.00	2400.00 - 2600.00	-	2400.00 - 2400.00	2400.00 - 2400.00	2400.00 - 2600.00
Salaya	1000.00 - 1200.00	1000.00 - 1100.00	1100.00 - 1100.00	1200.00 - 1200.00	1000.00 - 1000.00	1000.00 - 1200.00	1000.00 - 1100.00	1200.00 - 1200.00	1100.00 - 1100.00
<u>Meat</u>									
Beef (without Bones)	-	3000.00 - 3000.00	3000.00 - 3000.00	3000.00 - 3000.00	3000.00 - 3000.00	-	3000.00 - 3000.00	-	-
Chicken (Broiler)	1420.00 - 1420.00	1400.00 - 1400.00	1450.00 - 1450.00	1350.00 - 1350.00	1400.00 - 1400.00	1450.00 - 1450.00	1450.00 - 1450.00	1350.00 - 1350.00	1480.00 - 1480.00
Chicken (Curry)	-	1350.00 - 1350.00	1350.00 - 1350.00	1450.00 - 1450.00	-	-	-	1400.00 - 1400.00	-
Mutton	-	4600.00 - 4600.00	4400.00 - 4400.00	4300.00 - 4300.00	-	4200.00 - 4200.00	4500.00 - 4500.00	4500.00 - 4500.00	4400.00 - 4400.00
Pork	-	-	3000.00 - 3000.00	-	3000.00 - 3000.00	-	-	-	2700.00 - 2700.00

Annex 05 : Food Composition of Selected Food Commodities

Commodity	Energy (kcal/100g)	Protein (g/100g)	Total fat (g/100g)	Retinol Eq (μ g/100g)	Vit B2 (mg/100g)	Vit B6 (mg/100g)	Folate (μ g/100g)	Vit C (mg/100g)	Calcium (mg/100g)	Magnesium (mg/100g)	Iron (mg/100g)	Zinc (mg/100g)
Rice												
Rice - (white Kekulu - normal)	361	9.88	1.52	-	0.03	0.09	10.67	-	6.94	26.29	1.22	1.5
Rice - (white Kekulu Samba)	355	8.81	1.53	-	0.03	0.09	8.11	-	9.82	30.48	0.92	1.7
Rice - (Red Kekulu - normal)	366	8.64	2.12	-	0.05	0.1	8.39	-	4.73	31.7	0.88	1.84
Rice -Samba	369	6.86	2.45	-	0.05	0.13	12.79	-	8.71	37.26	1.18	1.49
Rice - Nadu White	366	7.76	1.48	-	0.03	0.12	9.35	-	4.57	20.1	0.64	1.61
Dried chilies	233	12.68	6.41	437	0.84	0.42	46.83	NA	107	231	5.39	1.65
Onion												
Big onions	48	1.67	0.24	0.16	0.01	0.1	32.99	7.58	14.82	16.94	0.45	0.25
Red onions	55	2.13	0.15	0.18	0.02	0.13	30.15	14.26	20.37	19.32	0.31	0.28
Potatoes	71	1.67	0.25		0.01	0.09	14.31	20.5	9.83	23.84	0.46	0.29
Pulses												
Green gram	290	21.97	0.93	19.5	0.28	0.33	135	NA	98.96	146	4.15	2.86
White cowpea	320	21.25	1.14	1.36	0.09	0.26	249	NA	84.1	213	5.04	3.57
Red cowpea	320	20.24	1.08	0.96	0.11	0.27	273	NA	81.83	194	4.95	3.4
Red Dhal	319	23.09	0.77	1.06	1.6	0.22	55	NA	41.27	66.63	7.45	3.34
Vegetables												
Beans	46	3.95	0.15	6.64	0.1	0.3	45.2	7.02	35.68	45.56	0.7	0.59
Carrot	30	0.85	0.45	1240	0.03	0.1	24.71	5.93	27.65	11.7	0.59	0.25
Leeks	30	1.74	0.49	18.56	0.02	0.19	42.63	4.65	29.28	11.77	1.49	0.43
Beetroot	31	2.12	0.15	1.52	0.01	0.09	108	4.51	20.29	34.88	0.77	0.29
Knolkhol	16	1.69	0.34		0.05	0.19	12.7	77.64	40.09	19.35	0.23	0.18
Radish	29	0.75	0.11		0.02	0.09	18.09	12.13	35.64	13.56	0.38	0.16
Cabbage	21	1.35	0.14	3.35	0.05	0.14	52.66	29.62	56.85	18.47	0.33	0.16

Tomatoes	20	0.88	0.56	165	0.03	0.09	20.16	25.58	9.69	14.93	0.31	0.12
Ladies fingers	26	2.06	0.19	12.41	0.08	0.28	70.62	24.48	92.26	55.23	0.96	0.44
Brinjal (Pandora Striped)	29	1.49	0.31	23	0.12	0.09	30.99	1.49	18.95	18	0.32	0.19
Brinjal (Chinese eggplant)	24	1.28	0.33	16.83	0.12	0.11	32.94	3.37	14.4	21.18	0.28	0.16
Capsicum	23	1.22	0.34	38.96	0.03	0.29	28.65	49.63	12.65	11.21	0.21	0.31
Pumpkin (Common)	31	0.86	0.3	30.41	0.02	0.09	17.72	8.73	18.75	9.93	0.49	0.25
Cucumber	19	0.98	0.24	0.58	0.01	0.08	19.66	4.08	22.1	18.22	0.67	0.21
Bitter gourd	19	1.47	0.23	55.08	0.05	0.06	53.1	46.89	25.19	35.81	1.75	0.26
Snake gourd (Dark green)	11	0.82	0.25	10.41	0.03	0.12	18.09	3.54	26.83	25.84	0.41	0.11
Snake gourd (Pale green)	11	0.89	0.25	5.14	0.03	0.07	16.52	2.85	27.11	21.77	0.47	0.2
Drumstick	30	2.48	0.12	3.13	0.06	0.12	60.48	92.33	22.27	28.51	0.5	0.26
Watakolu	12	0.86	0.15	59.33	0.01	0.07	25.48	6.41	14.67	14.01	4.42	0.45
Long beans	24	3.36	0.3	-	0.06	0.11	99.98	8.93	44.22	33.17	1.01	0.08
Ash Plantain	76	2.84	0.56	0.06	0.02	0.07	6.82	4.49	5.19	22.55	0.39	0.21
Green chillies	39	2.28	0.76	38.16	0.08	0.25	21.29	98.61	20.25	36.91	1.25	0.29
Limes	26	0.66	0.26	0.36	0.01	0.05	12.1	38.05	26	15.25	0.12	0.05
Kekiri	17	1.01	0.25	0.76	0.01	0.07	17.34	8.07	25.72	26.2	0.63	0.22
Ash pumpkin (Ash guord)	18	0.8	0.15		0.01	0.15	14.17	9.14	19.27	23.62	0.48	0.13
Cho-Cho	19	0.58	0.12	0.3	0.04	0.07	63.81	23.76	20.55	13.02	0.49	0.12
Thalana batu (Little prince)	21	1.28	0.39	24.33	0.12	0.09	38.63	2.4	12.38	19.62	0.31	0.22
Thalana batu (Thai eggplant)	21	1.45	0.26	18.33	0.11	0.09	31.18	2.71	17.24	37.22	0.37	0.24
Thibbatu	61	1.66	1.96	15.89	0.03	1.02	72.39	10.8	105	57.46	1.06	0.59
Kohila yams	27	0.64	0.16	1.72	0.01	0.14	4.64	1.67	52.33	33.95	0.61	1.62
Kehel muwa	19	1.36	0.63	4.27	0.02	0.12	40.51	8.16	35.09	31.43	0.38	0.39
Ambaralla	37	0.73	0.44	3.36	0.01	0.1	44.49	35.51	20.7	9.28	0.7	0.12
Mango	50	0.75	0.09	14.5	0.02	0.14	34.89	91.63	28.56	17.74	0.5	0.09
Mushroom	27	2.54	0.42	-	0.15	0.13	7.81	11.56	0.9	14.42	1.32	0.79
Dambala	21	1.84	0.2	38.74	0.08	0.4	33.69	19.82	68.24	31.38	1.2	0.44
Coconuts nuts	390	3.67	39.92	-	0.05	0.11	14.86	-				

Root Crop												
Sweet potato	108	1.27	0.33	NA	0.04	0.09	14.44	22.2	28.93	21.05	0.51	0.14
Manioc	78	0.92	0.19	NA	0.07	0.2	0.1	1.95	25.31	19.08	19.78	23.73
Nelum ala/Lotus root	79	1.94	0.93	NA	0.05	0.19	26.49	26.63	37.71	26.58	3.34	0.35
Kiriala	87	3.96	0.15	1.19	0.03	0.16	20.17	2.71	30.79	41.52	0.6	0.42
Iniala	103	3.2	0.3	33.14	0.01	0.22	22.19	13.03	40.99	28.98	1.31	0.29
Leafy Vegetables												
Mukunuwanna	28	3.15	0.55	92.25	0.09	0.27	96.14	3.24	135	45.38	1.7	1.03
Gotukola	15	0.64	0.47	226	0.07	0.23	70.11	6.74	96.31	41.42	1.25	0.66
Kankun	15	0.47	0.37	1614	0.08	0.4	33.69	19.82	49.21	18.35	1.32	0.44
Kathurumurunga	70	8.01	1.35	2097	0.33	0.22	120	121	901	96.64	4.36	0.53
Nivithi	22	2.2	0.47	959	0.06	0.11	74.05	10.26	163	61.37	1.49	0.67
Thampala	32	3.55	0.72	1474	0.21	0.22	74.27	82	258	209	3.5	1.4
Sarana	20	2.42	0.21	1149	0.03	0.13	58.54	9.89	59.57	42.93	0.13	0.75
Kohila leaves	33	4.1	0.83	300	0.02	0.17	56.76	5.56	19.5	20.32	0.25	0.3
Onion leaves	27	2.01	0.26	NA	0.04	0.18	56.8	23.38	35.21	74.95	3.15	0.77
Cabbage leaves	30	3.63	0.27	8.66	0.05	0.24	63.46	40.76	170	18.47	2.67	0.35
Salad leaves	19	1.05	0.24	NA	0.1	0.06	37.48	11.64	58.23	36.89	2.07	0.27
Cauliflower	23	2.09	0.48	0.14	0.06	0.11	46.67	50.17	22.44	18.52	0.76	0.27
Jackfruit pods	25	2.14	0.34	NA	0.03	0.04	30.7	24.77	37.32	26.08	0.3	0.17
Jackfruit seeds	77	5.66	0.44	NA	0.02	0.08	58.91	15.24	40.87	50.14	0.52	0.42
Meat												
Chicken	176	23.14	9.24	6.88	0.07	0.49	10.09	-	15.06	20.18	0.75	0.64
Beef	160	23.3	7.45	2.15	0.08	0.32	1.93	-	4.8	28.54	2.41	3.31
Mutton	138	20.37	6.23	2.7	0.13	0.28	1.73	-	7.58	19.5	1.62	5.05
Pork	161	18.83	9.5	1.9	0.09	0.28	8.15	-	6.58	8.9	0.79	0.8
Fish												
Balaya	96	21.28	1.12	21.01	0.15	0.12	7.89		6.45	26.02	0.68	0.46
Seer	136	22.28	5.18	81.9	0.07	0.16	15.45		9.85	36.73	0.41	0.74

Shark	95	21.6	0.83	1.11	0.04	0.11	8.57	8.44	32.58	0.41	0.74
Paraw	87	20.02	0.7	1.49	0.02	0.16	6.77	8.17	31.68	0.67	0.41
Thalapath	91	16.04	2.88	12.03	0.1	0.13	78.22	7.64	24.89	0.71	0.67
Kelawalla	109	21.47	2.55	15.95	0.17	0.73	77.39	13.35	33.82	0.68	0.64
Haedaella	87	19.88	0.78	12.18	0.04	0.06	11.7	36.6	53	0.54	0.65
Hurulla	88	17.08	2.18	10.02	0.14	1.66	61.66	103	35.45	1.24	1.05
Karalla / Katuwalla	97	21.8	1.06	1.25	0.02	0.1	14.38	37.06	39.05	0.24	0.42
Kumbala / Angila	101	21.51	1.53	16.34	0.1	0.1	7.13	31.27	37.46	1.46	0.67
Salaya / Sudaya	100	19.5	2.39	15.41	0.18	1.39	60.87	435	42.83	1.4	2.3
Theppli / Telapiya /Korali	83	18.48	1.08	17.14	0.18	0.18	8.29	99.39	24.96	2.84	0.88
Prawns	65	14.85	0.56	1.24	0.03	0.1	15.37	37.81	30.5	0.73	1.1
Crabs	45	10	0.55	8.33	0.14	0.18	13.83	37.81	45.93	0.73	1.1
Cuttle fish	76	16.82	0.93	1.93	0.02	0.04	6.22	8.73	35.46	0.62	1.3
Linna	112	20.3	3.37	15.78	0.23	0.68	59.78				
Coppara	97	22.89	0.56	21.51	0.04	0.12	8.08	7.2	30.08	1.2	0.58
Ray (Maduwa)	97	23.98	0.68	7.55	0.02	0.21	25.59	9.16	24.61	0.74	0.44

Dried Fish

Dried sprats	259	51.16	5.92	12.83	0.25	0.62	438	1178	162	3.06	4.2
Dried keeramin	311	49.6	12.42	12.92	0.13	2.41	144	555	166	2.58	3.19
Dried thalapath	289	54.68	8.04	9.38	0.04	0.43	97.8	62.75	110	1.96	1.45
Dried katta	275	50.04	8.31	2.48	0.03	0.35	80.4	86.55	92.17	1.47	1.16
Dried balaya	282	63.79	3.37	14.32	0.12	1.98	213	83.48	83.45	3.6	1.44
Dried shark / keelan	267	55.03	5.25	10.31	0.04	0.32	187	42.24	92.94	1.48	0.66

Eggs

Hen eggs (Country)	170	13.14	13	208	0.08	0.18	54.6	50.14	11.04	1.64	1.12
Hen eggs (Table)	135	13.55	9.03	200	0.19	0.19	49.46	63.3	12	2.39	1.73
Quail eggs	153	12.39	11.46	153	0.11	0.17	54.86	60.67	11.21	2.55	1.51

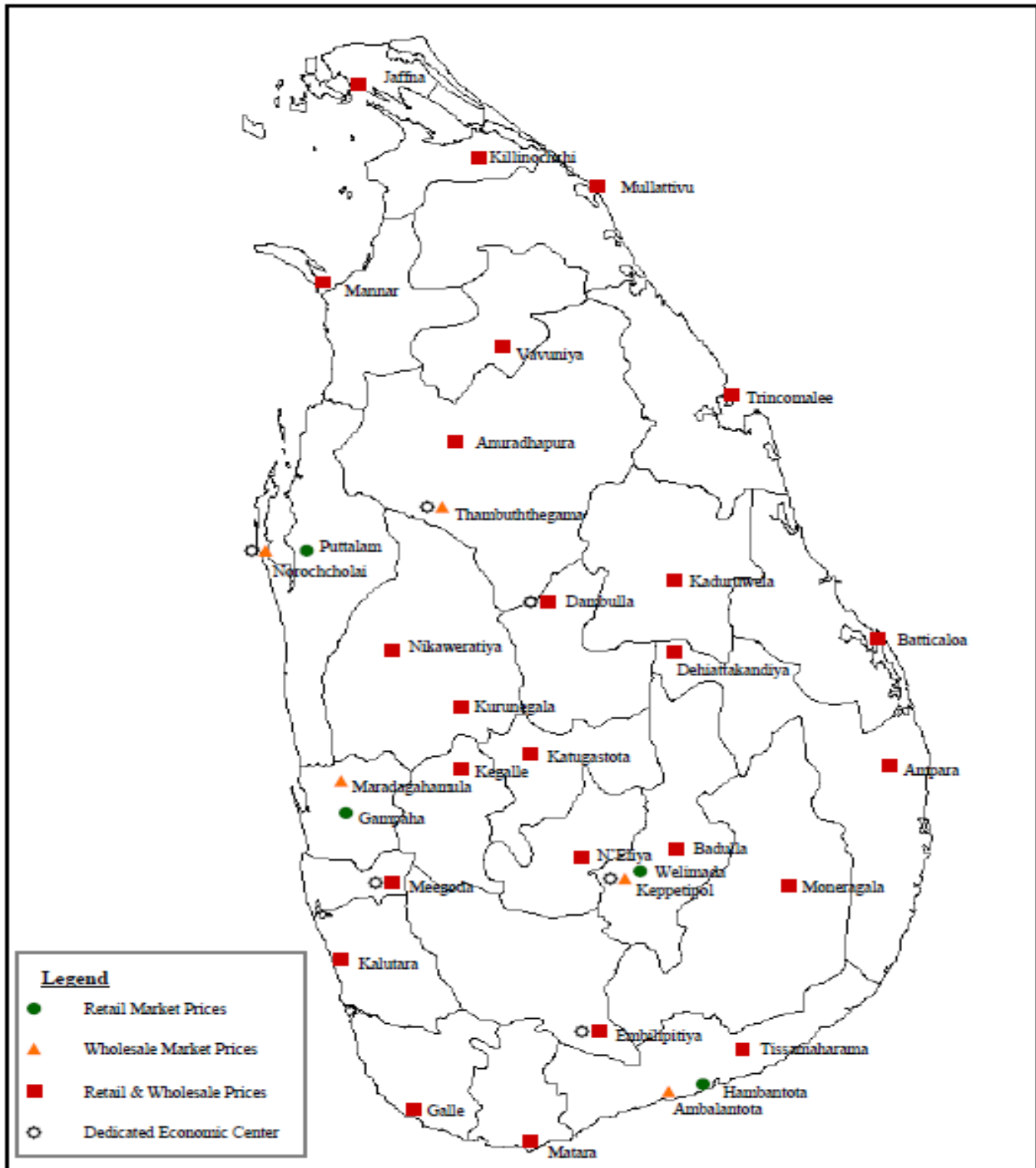
Fruits

Banana Embul	109	1.11	1.09	9.68	0.05	0.64	32.98	13.61	9.39	25.67	0.51	0.23
Anamaalu	102	1.04	0.72	16.4	0.04	0.65	21.07	3.66	8.06	27.02	0.51	0.23

Koli kuttu	107	1.38	0.34	8.8	0.03	0.47	18.12	7.71	8.56	38	0.32	0.14
Pineapple	37	0.41	0.17	5.76	0.04	0.12	17.86	39.36	10.37	10.71	0.3	0.09
Papaya	26	0.42	0.16	171	0.11	0.04	54.85	48.62	16.77	8.9	0.23	0.08
Mangoes (Karthakolomban)	79	0.8	0.92	259	0.01	0.1	35.52	17.74	3.12	6.72	0.1	0.08
Mangoes (Vilad)	44	0.76	0.58	146	0.05	0.26	67.6	29.97	16.93	14.79	0.65	0.19
Apple	62	0.29	0.64	0.36	0.02	0.08	3.43	2.9	3.12	6.72	0.1	0.08
Avacado	144	2.95	13.86	2	0.08	0.18	67.17	9.36	28.48	48.14	0.81	0.75
Wood apple	78	3.09	3.62	0.46	0.01	0.14	6.07	13.58	59.15	25.16	0.45	0.32
Orange	46	1.07	0.37	23.44	0.01	0.28	14.46	20.19	31.18	20.36	0.81	0.35
Guava	39	1.53	0.38	19.67	0.01	0.11	25.24	30.88	6.59	12.02	0.53	0.33
Grapes	49	0.95	10.69	3.22	0.04	0.1	7.07	20.51	7.27	6.86	0.28	0.07
Melon	19	0.65	0.16	130	0.02	0.11	6	8.24	4.05	9.76	0.15	0.1

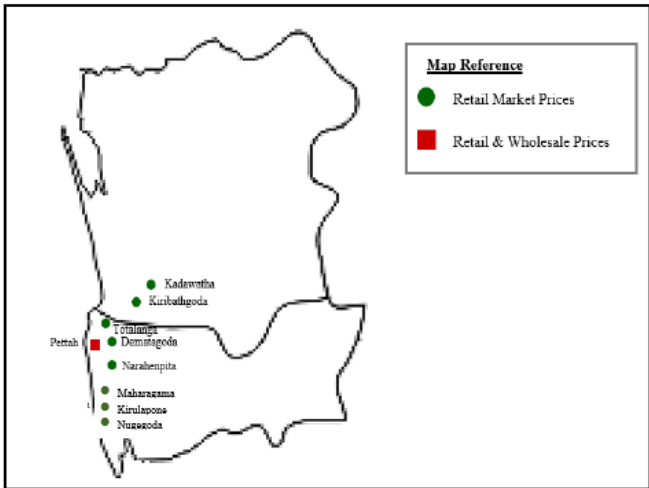
Source: Sri Lanka Food Composition Tables, Ministry of Health - 2021.

Price Collecting Areas



Legend

- Retail Market Prices
- ▲ Wholesale Market Prices
- Retail & Wholesale Prices
- Dedicated Economic Center





HARTI



Ministry of Agriculture

**Food Systems and Market Research Division & Data Management Division
Hector Kobbekaduwa Agrarian Research and Training Institute**

No. 114, Wijerama Mawatha, Colombo 07.

Phone: 011-2696981 Fax: 011-2682283

E-mail: mfpaharti@yahoo.com

Web: www.harti.gov.lk

www.mobitel.lk

**දෛනික චිළචිචි තොග මිල,
ජංගම දුරකථනයෙන්**

හෙක්ටර් කොච්චිකඩුව ගොවි කරියතු පර්යේෂණ
හා පුහුණුවීම් ආයතනය අනුමතයෙන්

**මොබිටෙල්
ජංගම
මිල දර්ශනය**

ජාතික ජංගම දුරකථන ජාලයෙන්

6666
අමතන්න.

මොබිටෙල් අද මිල - අත දෙස
මොබිටෙල් ජංගම දුරකථන ජාලයෙන්
චිළචිචි තොග මිල දර්ශනය.

විකාශිතයාට රු.2/-
විකාශිතයාට රු.2/-